

Singing a Happy Song

Janie asked Larry if he could come over to her house after school.

“I’ll ask my mom,” he said. “I’m sure it’s OK with her.”

Janie wanted Larry to see her new pet, a pretty little canary. Last week Janie had turned seven years old, and her Aunt Marge had given her the bird and its cage for a birthday present. Janie named her bird Sunshine because it was a beautiful bright yellow color.

Sunshine was a pretty bird. The thing Janie liked most was the bird’s singing. When Sunshine sang, the songs made Janie feel happy inside. There was just something about it.

You couldn’t feel sad for long when that bird was making music!

When Larry got to her house, Janie took him in to see the bird. Janie’s dad had put the bird’s cage by the window in Janie’s room. That way Sunshine could see and hear the other birds in the old tree outside the window. Sunshine always noticed when anyone came into Janie’s room. It would hop around inside the cage and put its head to one side, warbling happy notes of music.

When Larry and Janie entered, the little bird saw them right away. What a merry warbling began! Larry smiled as he watched the small bird and

listened to its cheerful singing. He said to Janie, “You know, even though your little bird is not free like the birds outside, it is still happy. It’s in a cage where it can’t fly around, but it sings and makes others happy too.”

Sunshine’s cheerful song made Larry and Janie very happy. Our songs of joy and praise make Jesus happy too.


The Bible teaches us to “sing unto the Lord.” It doesn’t matter how small or big we are. It doesn’t matter where we are. It doesn’t even matter if we have a very good voice or not. If we

sing songs of praise to Jesus from our hearts, then Jesus and everyone around us will know how much we love Him.

Think about the words in some of your favorite Sunday school songs. We sing, “Oh, how I love Jesus, because He first loved me.” Even the very little children know the words, “Jesus loves me, this I know, for the Bible tells me so.” Our songs are a special way of telling Jesus we love Him and thank Him. That’s why it feels so good to sing those special songs. Jesus hears us and He blesses our hearts.

Hidden Words

The word SING is hidden ten times in the music note. Find and circle each one.



Preparing for This Bible Lesson

Parent's Corner

Make this a musical week for your family. Let your child choose a favorite Sunday school song, and have the whole family sing it together. For fun, tape it! Kids like to listen to themselves. As you listen together, remind your child how much God loves to hear him singing praises.

Write the words of the memory verse on music note shapes cut from heavy paper—a word or two per note. Help your child learn his verse by putting the notes in the right order.

Encourage him to compose his own song of praise to God, helping a little if he needs, or desires, help.

Time Together for Family Devotions

Verses to help your child understand this Bible lesson.

SUNDAY: Psalm 95:1

MONDAY: Psalm 9:11

TUESDAY: Psalm 13:6

WEDNESDAY: Psalm 100:2

THURSDAY: Psalm 66:2

FRIDAY: Ephesians 5:19

SATURDAY: Colossians 3:16



Bible Text


Psalm 95:1-3

Memory Verse

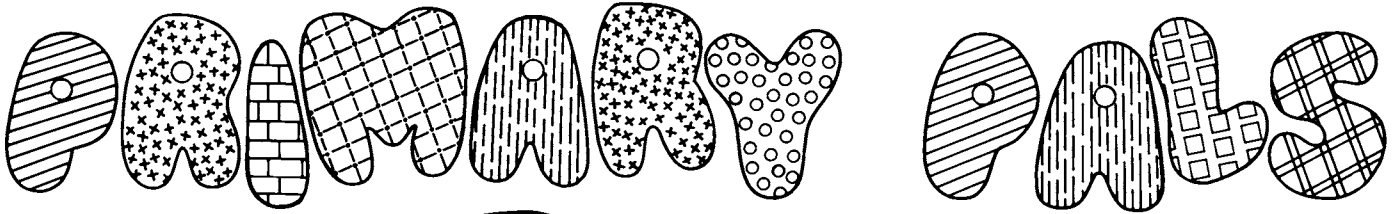
O come, let us sing unto the LORD: let us make a joyful noise to the rock of our salvation. — Psalm 95:1

Sing unto the Lord

List your ten favorite Sunday school songs.



Name: _____



Happy Giving

You're just not big enough. How many times have you heard those words? Well, did you know that it doesn't matter how big or small you are when you do something for Jesus? What counts is that you do it with all your heart.

One of the things Jesus wants us to do with all our hearts is to give willingly. We may not have a whole lot of money, but that doesn't matter. There are more important things we can give to Jesus than money. We can give Him our whole life! Jesus looks right down into our hearts, and He sees what we want to give. That is what is important to Him.

To help us learn this lesson, there is a story in the Bible about some rich people who came to the Temple. They gave a lot of their money to God. Maybe they even brought bags of money and poured it into the money box there. Jesus was watching them and He knew just how much they gave. He also knew that they still had a lot of money left for themselves.

Then a poor woman came in. Her husband had died, so she was a widow, and had only a little bit of money. Yet, she loved God so much that she wanted to give whatever she could. In her hand she held only "two mites." Two mites weren't worth very much,

but that was all the money she had. After giving them, she wouldn't have any money left for herself.

This widow hoped no one would notice her when she went over to the money box in the Temple. Quickly she dropped in her two coins and hurried away. How she wished that she had more to give to the Lord!


Jesus saw both the rich people and the poor widow. He knew what each of them put into that money box. Who do you think gave the most to God? It was not the rich people. Jesus told His disciples that the poor woman had given the most—far more than any of the others. Do you know why? It was because she had given all she had.

We can learn an important lesson from that poor woman. Maybe we can't do great things like some people do. Maybe we can't give lots of money. Still, we can give our best to God. We can give away smiles. Smiles are free and they make people happy. We can give away acts of kindness. Being kind helps others feel good. We can give a helping hand. Everybody likes to be helped. We can give a cheery word to someone. Cheerful words can make sad times roll away.

We can give these things because we love Jesus. He knows when we do them willingly. We should do whatever we do for Jesus with all our hearts. That is what counts!

My Gift to Jesus

Draw a picture of something you can do for Jesus or give to Him.



Preparing for This Bible Lesson

Parent's Corner

Discuss the word “give” with your child this week. You might wish to give him a small treat to open your talk. Ask him to describe how he feels when someone gives him something. How does God feel when we give something to Him?

Let him draw and color a poster showing things he can give to God. As he illustrates each item, discuss the fact that God is happy when we give with a willing heart. That is one of the ways we can show we love Him.

Time Together for Family Devotions

Verses to help your child understand this Bible lesson.

SUNDAY: Luke 6:38

MONDAY: Deuteronomy 26:10

TUESDAY: I Chronicles 16:29

WEDNESDAY: Psalm 96:7

THURSDAY: Proverbs 3:9

FRIDAY: Malachi 3:10

SATURDAY: II Corinthians 9:7



Bible Text


Mark 12:41-44

Memory Verse


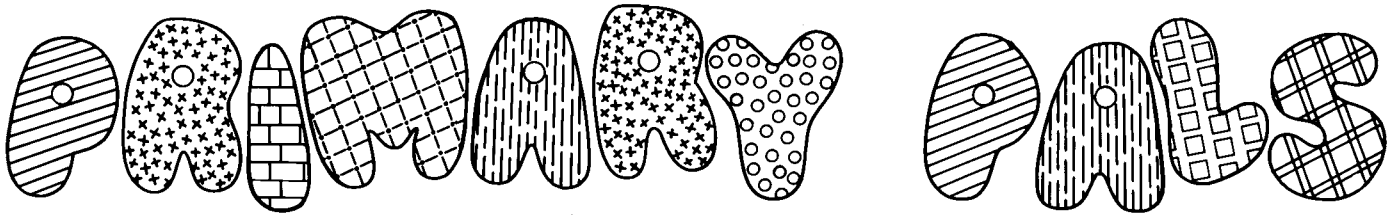
Give, and it shall be given unto you; good measure, pressed down, and shaken together, and running over. — Luke 6:38

Giving to Jesus

Color the part of the heart that you would give to God.



Name: _____



The Right Way

One day, when I was a little girl, I decided it would be fun to make some cookies all by myself. I asked Mom, and she said it would be OK. She helped me find a recipe for some chocolate chip ones.

After Mom went back to her ironing, I started reading the recipe. There were so many things to mix together. It looked kind of hard, so I decided I didn't really need the recipe.

I remembered that Mom always started making cookies by mixing up some butter and sugar. I put some of each into a bowl, got out a wooden spoon, and stirred them together. Eggs went in next. The mixture looked

pretty thin till I put in the flour. Then, rather than get out the measuring spoons, I just poured some salt and baking powder into my hand, the way I'd seen Mom do. I stirred them into the dough. Last of all, I put in the whole bag of chips, except the ones I had already eaten.

I put globs of dough all over the cookie sheet. Mom had already turned the oven on for me, so in a little while the cookies were done. They didn't smell too bad, but they sure didn't look like the ones Mom makes. And when I took a bite—yuck! They tasted awful!

Mom came in about then, so I gave her one. When she took a bite, she got

a funny look on her face. She asked me what I had changed in the recipe. I was afraid she might be upset with me, but I told her why I hadn't used it.

She just looked at me and shook her head. Then she took the recipe and showed me the right way to make cookies. It took a little longer, but they tasted so much better. I was very thankful that Mom showed me the right way.

There's a lesson in what happened to me. Shall I tell you what it is? Well, just like the recipe told me the right way to make cookies, God gave us a Book that tells us the right way to live. That Book is the Bible. He wants us to do what the Book says. He

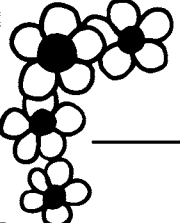

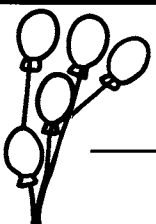
doesn't want us to make a "mess" out of our lives like I made out of the cookies when I tried to make them my own way. God is so happy when we take time to read His Book.

If we have questions about how we should do something, we can ask God in prayer. I could have asked Mom about the cookies, but I didn't. She probably wished I had when she tasted that cookie! God likes to have us talk to Him in prayer too. He doesn't want us to do things the wrong way and get into trouble.

Reading the Bible and praying to God are two ways we can show Him that we really want to do what He wants us to do.

Prayer List

Praying for our friends is a very special way of showing our love. Ask three people if they have anything special they would like you to pray about for them. List their names and prayer requests below.

	_____	_____
	NAME	REQUEST
	_____	_____
	NAME	REQUEST
	_____	_____
	NAME	REQUEST

Preparing for This Bible Lesson

Parent's Corner

Set aside a special time each day for talking to God with your child. Explain that God likes to have us talk to Him. One of the best ways to teach your child to pray is to pray yourself in words he can understand. Help him to express himself in prayer by suggesting that he first think about what he wants to say to God, and then put his prayer into his own words.


Little ones might enjoy learning this little rhyme, and saying it together with you several times during the week.

God loves to have me talk to Him,
He hears the words I say.
I know He's always listening,
No matter when I pray.

Time Together for Family Devotions

Verses to help your child understand this Bible lesson.

SUNDAY: Psalm 95:6
MONDAY: II Timothy 3:16
TUESDAY: Psalm 119:11
WEDNESDAY: Psalm 5:3
THURSDAY: Jeremiah 29:13
FRIDAY: Mark 11:24
SATURDAY: Isaiah 58:9



Bible Text


Psalm 119:11
Matthew 6:9-13

Memory Verse

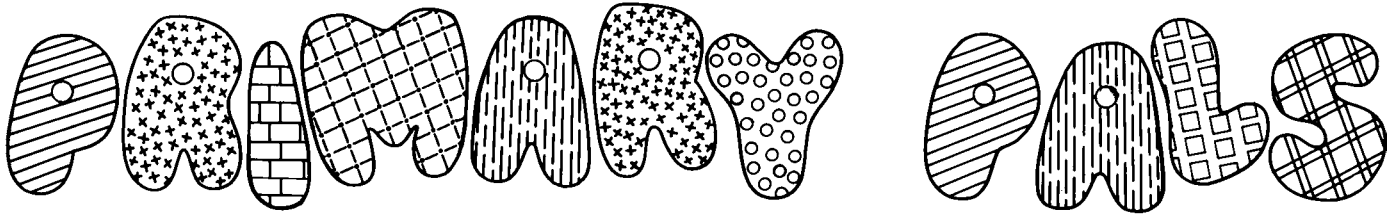
O come, let us worship and bow down: let us kneel before
the LORD our maker. — Psalm 95:6

Ways to Worship

Match the numbers and write the first letter of each of these things on the lines below.



Name: _____



Thank You, God!

As Ted watched the rain come down, he thought, Why should I be thankful? Everything's going wrong!

He was having a bad afternoon. He had wanted to go out and play ball with his friend Jeff, who had come over. It had taken Ted a long time to find his baseball because his little sister Jenny had hidden it. He finally found it inside one of his boots in the closet and started out the door. Just then, Jenny let Harry, his pet hamster, out of the cage. So Ted had spent another twenty minutes looking for Harry. By then it was lunchtime and Jeff had to go back home.

"C'mon Ted, cheer up," his mother

had said. "Take time out and think about all the things you can be thankful for!"

It's easy for her to be happy and thankful, thought Ted. She doesn't have a little sister who is always making trouble and getting into things.

After Ted ate, he went into the living room and looked out the window. When he saw the rain, he knew there'd be no baseball game this afternoon either.

He sat down on the sofa and picked up a magazine. Slowly he started turning the pages. At first he hardly paid attention to what he was looking

at. His mind was still on that baseball game he had hoped for. Then a picture of some poor children made him stop. How sad and thin they looked! The words below the picture said that they were hungry.

Ted thought about the good, hot soup and thick turkey sandwich he had just eaten. His mom always fixed lots of good food for the family to eat. All of a sudden Ted was ashamed of himself. He felt very selfish. Jesus had given him so much. He had a nice home. There were plenty of clothes hanging in his closet upstairs. He even had a little sister he really did love.

Once Ted started thinking of things

he was thankful for, the list grew and grew. Then Ted thought about how God had sent His only Son Jesus to die on the Cross so that we can go to Heaven. How unselfish God is! How often did he remember to thank God for all the blessings in his life?

Slowly, Ted got down on his knees beside the sofa. Closing his eyes, he talked quietly to God. "Thank You, God," he prayed, "for everything You have done for me. Thank You for all the good things You have given me. Most of all, thank You for sending us Jesus. Please forgive me for feeling sorry for myself, and thinking I had nothing to be thankful for."

Thank You

On the lines below, write one thing you are thankful for that begins with each letter of the words THANK YOU.

T	_____	Y	_____
H	_____	O	_____
A	_____	U	_____
N	_____		
K	_____		

Preparing for This Bible Lesson

Parent's Corner

Let your child help in small ways to prepare for the coming holiday. As you work together, explain that though we are thankful to God every day, our nation celebrates Thanksgiving Day as a special day for saying, "Thank You."

During the week, talk about things for which to thank God. Perhaps your child would like to help you put together a centerpiece or display with things symbolizing blessings you especially appreciate as a family.

Allow your child to help plan for a worship time together on Thanksgiving Day. Include the reading of a passage of Scripture such as Psalm 138 or part of Psalm 118. Then let each person offer a Thank You prayer.

Time Together for Family Devotions

Verses to help your child understand this Bible lesson.

SUNDAY: I Thessalonians 5:18

MONDAY: Psalm 30:4


TUESDAY: Psalm 92:1

WEDNESDAY: Psalm 100:4

THURSDAY: Philippians 4:6

FRIDAY: Colossians 3:17

SATURDAY: Hebrews 13:15



Bible Text

Psalm 150:1-6

Memory Verse

In every thing give thanks: for this is the will of God in Christ Jesus concerning you. — I Thessalonians 5:18

Giving Thanks


On the four pieces of paper below, write thank-you notes to Jesus for things He has done for you.

Blank lined paper for writing a thank-you note.

Blank lined paper for writing a thank-you note.

Blank lined paper for writing a thank-you note.

Blank lined paper for writing a thank-you note.



Name: _____