

PRINCESS PRINCESS



An Amazing Message

Mary gasped in fear as a bright light filled the small room. Before her stood a shining angel whose face was filled with love. Mary fell to her knees and bowed her head.

“Do not be afraid, Mary. I am Gabriel. God has sent me.”

Mary’s heart pounded as she asked, “Why did God send you here?”

“I have a very special message for you,” answered Gabriel.

Mary was speechless. I must be dreaming, she thought. She rubbed her eyes to see if she was really awake. Gabriel was still there, his glory shining even brighter. Mary

looked at him in awe, then whispered, “Oh! What message could God possibly have for me?”

“Mary, God is very pleased with you. He has chosen you to have a special Baby. You will call Him Jesus.”

Mary’s eyes widened and her voice trembled as she asked, “How can this be? I do not understand.”

Gabriel said, “God can do anything, Mary. This baby is God’s Son.”

Mary’s heart beat faster. Then the angel was gone and she was alone . . . alone to think about the amazing message the angel had given to her.

* * * * *

Joseph lay upon his bed, troubled thoughts tumbling through his mind. He wondered about the news Mary had given to him. Should he and Mary still get married? What should he do? He turned restlessly and, as he fell asleep, he drew the blanket closer about him.

While he slept, God sent him a special dream. An angel said, "Don't be afraid, Joseph. Everything Mary told you is true! The Baby is really


from God—He is God's Son. You are to name Him Jesus because He will save people from their sins. He is God's Gift of love to the whole world."

When Joseph awoke he felt peaceful. All his doubts were gone, and his heart was full of God's love. He had received the message also. And it was true!

Joseph and Mary were happy that God had chosen them to be the parents of His Son, Jesus.

Hidden Words

Find and circle the words hidden in the puzzle below.



J	O	S	E	P	H	K	G	N
A	E	W	K	S	C	A	O	A
O	G	S	O	A	J	N	D	Z
M	J	N	U	H	N	G	B	A
G	A	E	A	S	C	E	U	R
L	Y	R	H	L	F	L	P	E
H	O	L	Y	G	H	O	S	T
A	R	T	E	D	V	F	M	H
D	G	A	B	R	I	E	L	A

Preparing for This Bible Lesson

Parent's Corner

This lesson in our Christmas unit tells of the time an angel was sent to announce the birth of God's own Son to Mary and Joseph.

For an activity with your child, let him make an ornament as a Christmas decoration for your home, or as a gift for someone special. Help him cut an angel shape from a piece of light cardboard. Using a glue stick for adhesive, outline the entire design in one color of yarn. Use the same color of yarn to cover the lines making the details of the angel. Using one or more additional colors of yarn, and working from the outside edges, fill in each area with a continuous strand of yarn swirled around to completely fill outlined areas.

When one side is finished and dry, turn the angel over and repeat on the reverse side. (Or you may choose to cover the reverse side with felt.) Use a needle to add a thread loop for hanging the decoration.

Time Together for Family Devotions

Verses to help your child understand this Bible lesson.

SUNDAY: Matthew 1:21
MONDAY: Isaiah 7:14
TUESDAY: Isaiah 9:6
WEDNESDAY: Luke 1:28
THURSDAY: Luke 1:32
FRIDAY: Luke 1:38
SATURDAY: John 3:17



Bible Text


Matthew 1:18-25
Luke 1:26-38

Memory Verse

She shall bring forth a son, and thou shalt call his name JESUS.
— Matthew 1:21

Dot-to-Dot Angel

The angel Gabriel announced the birth of God's Son Jesus. Can you finish this picture of an angel? Just follow the dots. Do you think the angel was happy or sad? Finish drawing the face.



Name: _____

WONDERFUL NEWS



Telling the Wonderful News

The night sky was suddenly filled with a shining light! The shepherds on the hillside were afraid and wondered what was happening. Then an angel appeared before them. The angel spoke to them and said, "Don't be afraid. I have good news for you. A Savior has been born in Bethlehem. You will find the newborn Baby lying in a manger."

All at once the sky was filled with many angels. They were all praising and glorifying God. Their wonderful message was of peace to the people of the world. Oh, what a beautiful sight!

Then, just as suddenly as they had

appeared, the angels were gone and the sky was dark. The night was quiet again.

The shepherds looked at one another. Then they began to speak and say, "This is wonderful news. Let's go to Bethlehem at once. We must see the newborn Savior. Let's go now!"

They left the hillside and traveled to the town of Bethlehem. Very soon they found the stable where Mary and Joseph had stopped for the night. And there, lying in the manger, was Jesus. The shepherds were so happy. Many years ago God had promised to send a Savior. Now, at last, He was here.


Jesus was born! And He was wrapped in special baby clothes just as the angel had told them.

Now that the shepherds had seen Baby Jesus they wanted everyone to know this good news. They left the stable and went about in the town of Bethlehem telling people that the Savior had been born. They were so excited. Everyone was amazed and filled with wonder at what the shepherds told them. This was wonderful news.

The shepherds told many people the news of Jesus' birth. Then they returned to the hillside where they had left their sheep. They were glorifying God because all that the angel had told them was true. Jesus had been born! They praised God because He had sent the promised Savior to the world. God had sent Jesus to earth and these shepherds had seen Him with their own eyes. What a thrilling night this had been. They would never forget it!

Which Way?

The angels told the shepherds that Jesus was born. Help the angels find their way through the maze to the shepherds. Then help the shepherds find their way to the manger.



Preparing for This Bible Lesson

Parent's Corner

The angelic proclamation of the birth of a Savior was surely one of the most dramatic and colorful aspects of the Christmas story, and it is the subject of this lesson. As an activity this week, help your child make an angel napkin holder.

Have your child turn a paper plate upside down and draw an angel which reaches nearly to the top and bottom of the plate. Then have him cut away the top portion of the plate, by carefully cutting around the top half of the angel. Place this piece against the rim of a second paper plate. Punch holes around the bottom rim of both plates and use yarn to sew the plates together. (Wrap a bit of tape around one end of the yarn and use that end as a needle.)

If you wish, punch an additional hole at the top of the second paper plate (which is now the back of the holder) and loop a piece of yarn through it so that it can hang on a wall. Have your child fill the holder with napkins.

Time Together for Family Devotions

Verses to help your child understand this Bible lesson.

SUNDAY: Luke 2:9

MONDAY: Luke 2:10


TUESDAY: Luke 2:11

WEDNESDAY: Luke 2:12

THURSDAY: Luke 2:13,14

FRIDAY: Luke 2:16-18

SATURDAY: Luke 2:19,20



Bible Text


Luke 2:8-20

Memory Verse

Lo, the angel of the Lord came upon them, and the glory of the Lord shone round about them. — Luke 2:9

Angels Praising God

Find the angels who told of Jesus' birth. Color yellow in all spaces that have circles and triangles. Color blue in all the spaces that have squares and stars. Color the rest of the spaces any other color of your choice.



Name: _____

MARY AND JOSEPH



Born in Bethlehem

Mary cuddled Jesus in her arms. He was such a precious little Baby and she loved Him so much. She thanked God over and over again that she was chosen to be the mother of His Son.

As she held her new Baby, she thought back over the few days before He was born. First, there was the announcement that they would have to go to Bethlehem to pay their taxes. Then, there was the long journey. She had been so tired. Yet she smiled as she thought of how Joseph had worried so much about her.

* * * * *

“Mary, would you like to stop and

rest?” Joseph asked. “I know how tired you must be.”

“No, Joseph. I’ll be fine. I know you want to stay in Bethlehem tonight. Is it much farther?”

“A little farther, my dear. We should be there before dark,” he replied.

“Oh, I’m so glad,” sighed Mary.

The journey had been long and hard. Many travelers had passed them today. Silently, Mary sat on the donkey, thinking of the Child soon to be born.

“There’s the city now,” shouted someone, pointing excitedly. In the distance was the town of Bethlehem.

“Joseph,” Mary cried, “look at all the people! The city is so crowded! Will we be able to find a place to stay?”

Joseph squeezed her hand. “God will provide shelter for us tonight. Come, I will ask the watchman at the city gate.”

Pushing his way through the crowd, Joseph spoke to the keeper of the gate. “Sir, do you know of a place where my wife and I could stay tonight?”

The keeper answered him rudely, “Sir, are you crazy or blind? There is not a room left in the city. You had best go up on yonder hill and camp.”

Joseph looked at Mary with concern. “Come, let us go on into the city. I will ask for a room myself.”

Each inn they came to was full.

Joseph prayed silently to God for help.

“Sir,” he said as he hurried to yet another innkeeper’s door, “do you have a room for my wife?”

The innkeeper shook his head sadly. “No, I’m sorry. My inn is completely full, but . . .”

* * * * *

Mary remembered how thankful they were when the innkeeper told them, “We have a shelter with a manger where we keep a few animals. It’s not fancy, but it’s warm. Would you like to stay there?”

It was there that this precious Baby was born. Looking down into His tiny face, Mary whispered, “Jesus, I’m so glad God sent You to live with us and be our little boy.”

God Sent Jesus

Why did God send His Son to earth? Use the code and write the answer on the lines above the numbers. In the empty box draw a picture of Jesus.

CODE

- 1 = D
- 2 = E
- 3 = G
- 4 = L
- 5 = O
- 6 = S
- 7 = U
- 8 = V

3 5 1 4 5 8 2 6 7 6

Preparing for This Bible Lesson

Parent's Corner

One of the joys of the Christmas season is sharing with others our feelings regarding the birth of the Savior to the world. This lesson records the marvelous event, and your activities this week can help your child share in the anticipation.

Let him make potato-print cards for special friends or family members. Begin by having him cut white paper into sizes that make nice Christmas cards. Cut a potato in half, and draw a simple Christmas design on the potato, such as a bell, candle, holly leaf, or star. Carefully trim away around the design. (You will want to assist with this part or supervise carefully.)

Use ink pads of various colors, or tempera paint. Let your child print with the potato by pressing it on the ink pad, then stamping the design on the card. Let the child choose what words to print on the inside of the card.

Time Together for Family Devotions

Verses to help your child understand this Bible lesson.

SUNDAY: John 3:16
MONDAY: Luke 2:4,5
TUESDAY: Luke 2:7
WEDNESDAY: Micah 5:2
THURSDAY: Isaiah 9:6
FRIDAY: Galatians 4:4,5
SATURDAY: John 1:14



Bible Text

Luke 2:1-7

Memory Verse

For God so loved the world, that he gave his only begotten Son, that whosoever believeth in him should not perish, but have everlasting life. — John 3:16

When Jesus Was Born

Can you find all the things hidden in the picture below that were not at the manger when Jesus was born? Things to look for: book, ball, crayon, bucket, ice cream cone, car.



Name: _____

HEROD'S



Led by the Star

King Herod sat upon his throne in Jerusalem, thinking about the news his messengers had given to him. Hmmm . . . Wise Men from the East? Seeking to find the One who was born to be the King of the Jews? I wonder what this can mean? Frowning, he thought, I'm the king. No one shall take the throne from me!

He rubbed his hands together thoughtfully. I will speak to the chief priests and scribes. Quickly, he commanded them to come before him. He asked where Christ was to be born.

One of the scribes stepped forward and began to read, "He is to be born in

Bethlehem in the land of Judaea." The king accepted his answer.

The more Herod thought about another king's being born, the more angry he became. A plan began to form in his mind.

Soon the Wise Men entered, bowing before King Herod. Their splendor impressed him. He stood and said, "Welcome to my kingdom. I have been told you are following a star that will lead you to a king. Tell me about it."

They told him, "We saw the star in the east and have been traveling for a long time. This star is to lead us to the King of the Jews. Can you tell us

where to find Him? We will travel even farther just to find the new King. We have come to worship Him.”

“The Scriptures read that the Child you are seeking shall be born in the city of Bethlehem,” replied the king. “I have only one request. When you find Him, bring me word so I may worship Him also.”

The Wise Men thanked the king and departed. Mounting their camels, they headed out of the city in the direction of Bethlehem. That night the special star which had led them from their homeland appeared again. It seemed to grow brighter and much bigger as they neared Bethlehem. With wonder


and excitement the Wise Men hurried along the road.

In time, the lights of Bethlehem appeared. When the Wise Men entered the city they found Joseph, Mary, and Jesus. Joy and happiness filled their hearts—they had found the Messiah! They bowed down and worshiped Him, and gave Him precious gifts of gold, frankincense, and myrrh.

As the Wise Men slept that night, God warned them in a dream not to return to King Herod. God knew that Herod did not plan to worship Jesus, but to hurt Him. The Wise Men obeyed and returned home by a different way.

Follow the Star

Help the Wise Men find their way through the maze as they follow the star to find baby Jesus.



Preparing for This Bible Lesson

Parent's Corner

This lesson is about the special star that led the Wise Men in their search for the newborn King. Imagine with your child some of the obstacles that might have confronted these men as they journeyed many miles across the desert sands, following the star.


For a special time with your child this week, make star cookies to commemorate the guiding light of the Wise Men. Use a recipe for rolled cookies, and cut them out in star shapes. Or, if you prefer, use a cardboard pattern to make one large star cookie. Allow your child to decorate the cookies or cookie however he wishes with colored sprinkles and candy.

Let your child invite a special friend over to share the star cookies, and encourage him to relate the story of the special star which it represents at this time.

Time Together for Family Devotions

Verses to help your child understand this Bible lesson.

SUNDAY: Matthew 2:9
MONDAY: Matthew 2:1,2
TUESDAY: Proverbs 8:17
WEDNESDAY: Matthew 2:10
THURSDAY: Jeremiah 29:13
FRIDAY: Matthew 2:11
SATURDAY: Psalm 95:6



Bible Text

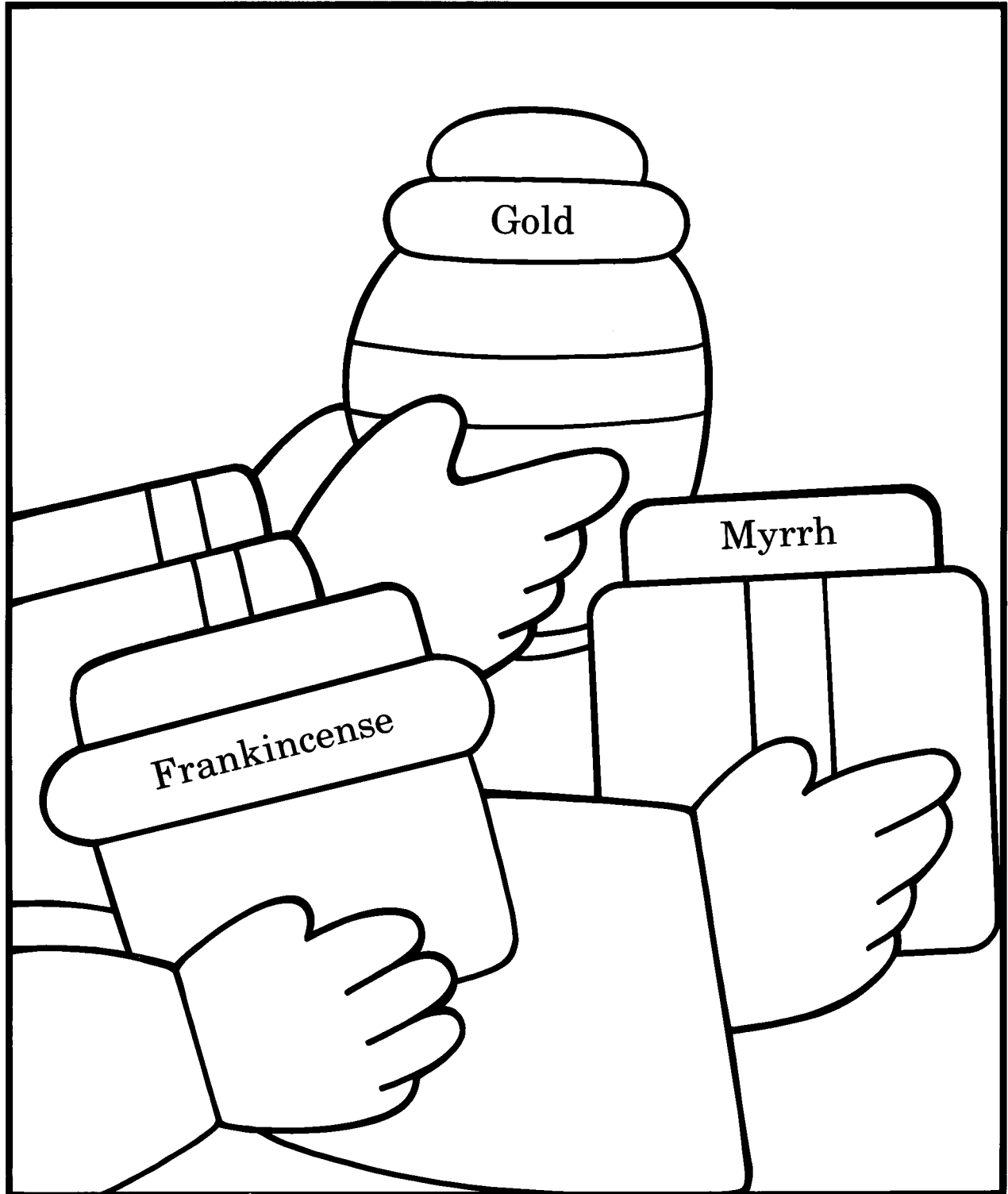
Matthew 2:1-12

Memory Verse

Lo, the star, which they saw in the east, went before them.
— Matthew 2:9

Gifts for Jesus

Color the picture below. The Wise Men brought beautiful gifts to Jesus. What is something you can give to Jesus?



Name: _____