


PRINCESS



Karen's Question

It was Sunday morning. Karen put on her best dress. She combed her hair carefully, adding a blue satin ribbon that matched her dress.

"Are you ready?" called her mother from the front porch. "It's time to go."

"Just a minute, Mom," Karen answered, "I want to tell Ted goodbye and then I'll be right out."

Karen found her big brother sitting in the living room reading the newspaper. He still had on his pajamas and robe, and was reading the sports page. As Karen entered, he let the paper drop to his lap.

"Good morning, Karen," he grinned.

"You sure look pretty today."

"Thanks, Ted." Karen returned the smile. "I wish you were coming with us to Sunday school and church. You used to go with us all the time before you went away to college."

"No, you go ahead. I'm staying home," Ted replied.

"Please, Ted . . ." Karen started.

"No, Karen," Ted interrupted. "You go your way and I'll go mine." Then he began reading the paper again.

"Which way are you going?" his little sister asked. "Today is Sunday, the day God set aside for us to worship Him."

Ted grunted, but did not answer.

Karen left after telling Ted goodbye, but the question she had asked remained with him. Which way am I going? Ted asked himself.

It had been a long time since Ted had even thought about obeying God's Commandments. He had let other things such as parties and friends and having a good time take first place in his life. He had stopped doing the things that pleased and honored God.

As he thought about the way he was going, he knew that it was the wrong way.

My little sister is way ahead of me, he thought. Even though I am twelve years older than Karen, she is doing what is right and I'm not. I should be going with her to church and living the way God says we should live.

Ted bowed his head and prayed, "Dear God, I'm tired of going my own way. Please help me to go Your way."

What Does It Mean?

Draw a line from each Commandment to its meaning.

COMMANDMENTS

1. Thou shalt have no other gods before me.
2. Thou shalt not make unto thee any graven image.
3. Thou shalt not take the name of the LORD thy God in vain.
4. Remember the sabbath day, to keep it holy.

MEANINGS

Don't pray to idols.

Keep the Lord's day a special day for God.

Worship God and no one else.

Honor God's name — don't swear!

Preparing for This Bible Lesson

Parent's Corner

The Ten Commandments are the instructions God gave His people on how to live in a way that would please Him. Our first lesson in this unit will deal with how we honor God, focusing on the fact that God wants to be first in our lives.

To emphasize this fact to your child, help him construct a "God First" book. Draw a large number 1 on a piece of cardboard, cut it out, and use it as a stencil. Have your child use this stencil as a guide for cutting out pictures of other things which are important in our lives—keeping in mind that nothing is more important than God. Let them look through old magazines for pictures.

When the pictures have been cut into the same number 1 shape, assemble them into a book. Make a top cover from plain construction paper and help your child write the title, "God Is First," across the front of it. Punch a hole in the top of each sheet and thread together with yarn.

Time Together for Family Devotions

Verses to help your child understand this Bible lesson.

SUNDAY: Psalm 29:2
MONDAY: Deuteronomy 6:5
TUESDAY: Deuteronomy 5:7
WEDNESDAY: Deuteronomy 5:11
THURSDAY: Exodus 20:8
FRIDAY: I John 2:5
SATURDAY: Luke 11:28



Bible Text

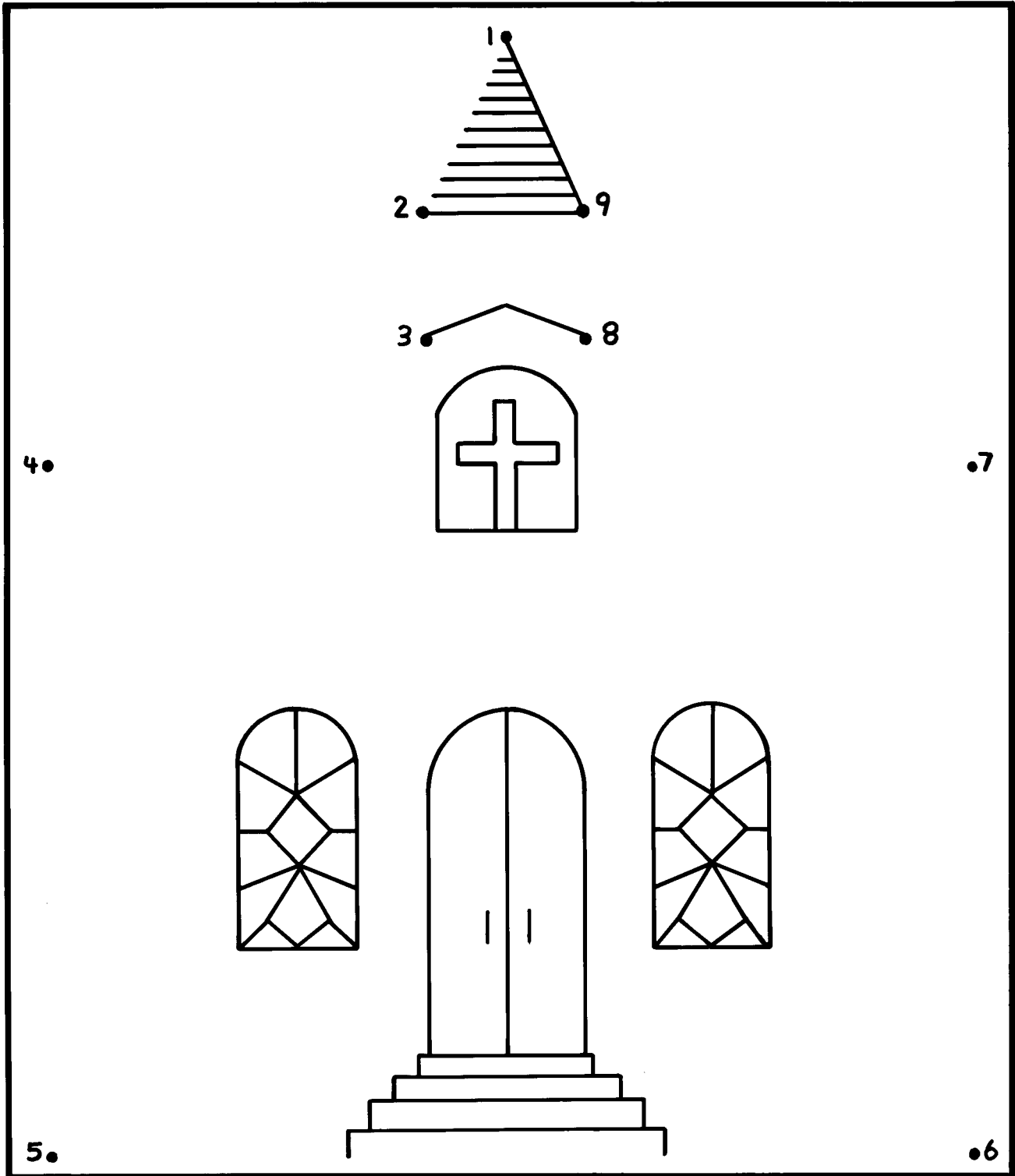
Exodus 20:1-11

Memory Verse

Give unto the LORD the glory due unto his name. — Psalm 29:2

Going to Church

Where is the best place to go to learn what God wants us to do? It is a place to study God's Word. To find the answer, connect the dots and color the picture.



Name: _____

P R I M M A R Y P A I N T S



Good Words

“Mmmmm,” was the only sound that Ginny could make when she came into the house after school.

“What’s the matter with you?” asked her mother as she walked into the kitchen. Then she saw that Ginny’s mouth was covered with a piece of tape. “I suppose you have a good reason for the tape over your mouth,” said her mother. “But you will need to take it off to eat your snack.”

Ginny carefully peeled the tape off and asked, “Aren’t you going to ask me why the tape was on my mouth, Mommy?”

“OK, Ginny. Why was the tape on

your mouth?” asked her mother.

Ginny sat down at the table and said, “Well, Peter Jones was being really bad at school today. If anyone even said, ‘Hello,’ to him, he would say bad things to them. And he told some lies about Julie and almost got her into trouble. Finally, the teacher sent him to the principal’s office. I don’t know what made him act like that.”

When Ginny finished telling about Peter, her mother said, “Well that still doesn’t explain why you had tape on your mouth.”

Ginny looked embarrassed and said, “Peter was being so bad, Mommy, that

I wanted to just yell at him and tell him to stop. But I knew that was not what Jesus would want me to do. It was hard to keep from saying anything, so I took a piece of tape and put it on my mouth.”

Her mother laughed and said, “Ginny, you’re so funny. I guess tape over the mouth might make a person stop and think before he said anything. But God gives us a better way of remembering what words we should say. First of all, God tells us we must love Him with all our hearts. If we do that we will be able to obey everything else that is in His Word.”

“The Bible says we shouldn’t tell lies, Mommy. But what else does it say about bad words?” Ginny asked.

“It tells us that we must not use

God’s name in a bad or silly way. We should always give special honor to God’s name,” answered her mother. “The Bible also tells us not to say evil or bad things about people.


“I’m so sorry that Peter had such an awful day. We’ll pray for him,” continued her mother. “But we need to ask Jesus to keep us from saying wrong things too. The devil tries to make people, especially people who love Jesus, say naughty things. He wants us to gossip, and lie, and say bad things. But Jesus loves us and He will help us to say good things.

“There is even a verse in the Bible that says, ‘I will bless the LORD at all times.’ It is hard to say bad things aloud if we are saying good things to Jesus in our hearts.”

Hidden Words

The six words on the list are good things we can do and say for God. Find and circle the words hidden in the puzzle below.

GLAD
BLESS
EXALT
HUMBLE
PRAISE
MAGNIFY



B	L	E	S	S	H	N	B
A	G	H	M	Y	U	F	Q
P	U	E	C	G	M	V	J
R	I	X	T	G	B	A	E
A	P	A	C	R	L	X	S
I	Z	L	H	F	E	A	L
S	D	T	W	O	D	K	D
E	M	A	G	N	I	F	Y

Preparing for This Bible Lesson

Parent's Corner


God gives us specific instructions in His Word regarding how we should talk. That important topic is what we will be teaching your child in this lesson. This week, explain to your child that sweet, sour, and bitter tastes can be distinguished by the taste buds on our tongues. Not only is the tongue capable of tasting, but also it is a movable organ capable of helping us to speak.

Compare good and kind words to the sweet taste on our tongues. Compare mean or unkind words to sour or bitter tastes. On a piece of paper, let your child draw two faces—one with a smile, the other making a face as if something tasted bad. Under each face, make a list of words which are illustrated by the expression on the face.

Time Together for Family Devotions

Verses to help your child understand this Bible lesson.

SUNDAY: James 4:11
MONDAY: Proverbs 16:24
TUESDAY: Leviticus 19:12
WEDNESDAY: Proverbs 21:23
THURSDAY: Psalm 35:28
FRIDAY: Hebrews 13:15
SATURDAY: Psalm 19:14



Bible Text


Exodus 20:7,16
Psalm 34:1-6

Memory Verse


Speak not evil one of another. — James 4:11

Say Good Things

Below are several things that people say. Circle the things that are good to say. Draw an X through the things you should not say.



You're dumb.



It's all your fault!



"Oh, How I love Jesus."



I'll share with you.



I'll break your toy!



Thank You, Jesus.



You are nice.

Name: _____

PRINCESS PAIS



Learning a Lesson

It was a sunny Saturday afternoon. Ruthie was bored.

“Let’s go to the zoo,” she suggested to her two smaller brothers. “We can ask Mom if she will walk up there with us.”

It was fun living so close to the big park and zoo. It took only ten minutes to walk there from home. Soon, Ruthie, Brian, and Stevie arrived at the zoo. They each ran to watch a favorite animal. Stevie liked the otter best. Ruthie enjoyed watching the tiny groundhogs going in and out of their network of tunnels. They could disappear so fast and then suddenly

appear at the other side of their small mound.

“Look over here!” exclaimed Brian. He was standing by Bill’s cage. Bill was Brian’s favorite animal, an ornery old chimpanzee who was always grumpy.

The three children watched as the zookeeper fed the old animal and the other chimp who shared the cage. He put the food on the floor of the big cage. Bill acted like he was afraid that the other chimp would get part of the food. Bill grabbed as much as he could as fast as he could. He stuffed an apple into his mouth, jammed two

bananas under one arm and a big bunch of carrots under the other. Then he ran over to the food by the other chimp and grabbed a loaf of bread with one hand. Just as he was about to pick up a bunch of grapes with the other, he noticed a piece of lettuce the other chimp was holding. The greedy animal snatched the lettuce, slapping it on the top of his head. Then he picked up the grapes and ran to the corner of his cage, starting to eat even while he ran.

How the children laughed!

“Look at him,” said Ruthie. “He is so selfish he can’t even enjoy eating, his mouth is so full. He just had to have it

all, even the food that belonged to the other chimp in there!”

Just then Mom came over to where the children were. They pointed to old Bill sitting alone in the corner, looking around to see if there was any more food he could grab. “Look how unhappy Bill is,” said Ruthie. “That’s a good example of coveting. He wants things only for himself.”

“That’s right,” said Mom. “And if you ever think that in order to be happy you must have something that isn’t yours, just remember old Bill. Jesus teaches us that we must be content with what we have. Let’s learn a lesson from this greedy old chimp!”

Crossword

Read the sentences below and choose the correct word from the list. Write each word in the correct place on the grid.


DOWN

1. To want things that are not yours.
2. A joyful feeling.

ACROSS

3. To take things without paying for them.
4. To do what you are told.

OBEY
COVET
HAPPY
STEAL



Preparing for This Bible Lesson

Parent's Corner

In this lesson, we will learn that God's Word very clearly instructs us that we are not to covet or take that which does not belong to us.

To reinforce this thought in your child's mind, invent a fictional character named "Stealing Sam" who comes to visit your family from time to time. (Make up another name if you have a real Sam in the family.) Give him characteristics such as hair color, age, etc. His one outstanding character flaw is that he wants things that belong to others, and sometimes takes them. With the help of your children and spouse, make up stories about Stealing Sam. These stories can become a regular part of traveling times, family times, and bedtimes. Keep them short—one incident per story—but make them as vivid as possible.

At the end of each story, discuss: Why does he want what belongs to others? Why does he steal? What happens when he steals? What might have happened if he had not stolen? How can Sam be helped?

Time Together for Family Devotions

Verses to help your child understand this Bible lesson.

SUNDAY: Hebrews 13:5

MONDAY: Luke 12:15


TUESDAY: Ephesians 4:28

WEDNESDAY: Proverbs 15:16

THURSDAY: Leviticus 19:11

FRIDAY: Philippians 4:11

SATURDAY: Luke 12:28



Bible Text

Exodus 20:15,17


















I Timothy 6:6-8

Memory Verse

Be content with such things as ye have. — Hebrews 13:5


Don't Be Greedy

Write the first letter of each picture in the box below that picture. You will discover a very important rule for everybody.

 <input type="text"/>	 <input type="text"/>	 <input type="text"/>	 <input type="text"/>		
	 <input type="text"/>	 <input type="text"/>	 <input type="text"/>	 <input type="text"/>	 <input type="text"/>
		 <input type="text"/>	 <input type="text"/>	 <input type="text"/>	
 <input type="text"/>	 <input type="text"/>	 <input type="text"/>	 <input type="text"/>	 <input type="text"/>	

Name: _____

PRINCE PAWS



Headed for Trouble

Tom and Joey were in a big hurry. They quickly loaded their backpacks, jumped onto their bikes, and pedaled off down the road toward the school where they were to meet for their Boy Scout hike.

Tom's mother called to them as they rode away, "Tom, remember what your father said. No shortcuts through the parking lots and be careful crossing streets."

Tom just smiled and waved to her.

When the boys came to the grocery store, Tom called out, "Come on, Joey! I'm going to take a shortcut right through this parking lot."

"But your mom just said not to," Joey shouted. He was also thinking of the Bike Safety class they had taken. "Tom, remember to watch out for cars! People in parking lots never look out for us."

Tom looked back at Joey with a big grin on his face. "Just watch me! I'm going so fast, they'll never know I was here."

Joey could still hear the voice of his father telling him to never be in such a hurry as to break the law. Nothing is that important.

"Look out, Tom!" Joey warned. Tom looked up just in time to swerve

around a man who was walking to his car with a big bag of groceries in his arms.

“Hey, Kid, slow down!” the man yelled.

Tom just laughed and yelled back, “Take it easy, Old-timer.”

By this time, Joey felt awful. He tried hard to catch up with Tom but it was useless. Joey breathed a prayer, “Please, Lord, help Tom. He’s headed for trouble.”

Joey rounded the corner just in time to see Tom up ahead, crossing a busy street. He wasn’t even taking the time to look both ways before he crossed.

CRASH! Tom had ridden his bike right in front of a car.

“O Lord, please help Tom to be all right,” prayed Joey. He jumped off his bike and ran over to Tom.


“Oh,” moaned Tom, “Joey, I think my arm’s broken.”

“Hey, Kid, are you all right?” asked the driver of the car. “I didn’t even see you until you drove that bike right in front of me. You need to be taught some safety laws!”

Tom groaned, “I know all the safety laws, I just wasn’t taking the time to obey them. Now I wish I had. I also wish I had obeyed Mom!”

A Good Rule

One of God’s main rules is to show respect to our parents and other people in authority. There is another word for that. Find out what it is by coloring the spaces that have a dot inside.



Preparing for This Bible Lesson

Parent's Corner

Honoring and obeying one's parents are two of the principal commands in God's Word given specifically for children. As we study this lesson, we will be trying to help your child understand why this command is so important.


To focus your child's attention on this subject, ask him to draw and color a picture of the people he should obey. When the picture is complete, and includes a colored background, help him make the picture into a puzzle. Have him paste the picture on a piece of cardboard or the back of a tablet. Then turn the picture over, and draw wavy lines dividing the picture into pieces. The pieces should all be about the same size. Cut on the lines to create the puzzle pieces.

Have your child assemble the puzzle for someone, and explain the picture he has created.

Time Together for Family Devotions

Verses to help your child understand this Bible lesson.

SUNDAY: Exodus 20:12
MONDAY: Hebrews 13:7
TUESDAY: I Peter 5:5
WEDNESDAY: Deuteronomy 5:16
THURSDAY: Colossians 3:20
FRIDAY: Ephesians 6:1,2
SATURDAY: Hebrews 13:17



Bible Text

Exodus 20:12; Ephesians 6:1-3
Titus 3:1; Hebrews 13:17

Memory Verse

Honour thy father and thy mother. — Exodus 20:12

A Special Promise

There is a Commandment with a special promise. To learn the Commandment and the promise, fill in the blank lines with the correct words from the list. Your teacher can help you find this verse in your Bible.

DAYS
LAND
LONG
LORD
FATHER
HONOUR

_____ thy _____ and thy mother:
that thy _____ may be _____ upon
the _____ which the _____ thy God
giveth thee. — Exodus 20:12

Name: _____