

PRINCE OF PEACE



Jesus Is King

“Jesus, we love You! Jesus, we praise You! Hosanna, Hosanna!” Many people were standing beside the road. They were clapping their hands and singing praises to the Lord. People had come from all around to see Jesus. They were happy because Jesus had come to their city of Jerusalem. Some of the people spread out their coats on the dusty road. Others cut down palm branches from nearby trees and waved them in the air as Jesus rode by on a donkey.

Two of Jesus’ disciples had borrowed the donkey from a man who lived in a small village. They had told the man

that the Lord needed it, so he let them use it. He was happy to do this for Jesus. The disciples put their coats on the donkey’s back so Jesus would have a nice place to sit. They wanted to do whatever they could for Jesus.

As He rode through the city, Jesus could see how excited the people were. He could hear them praising God for all the miracles they had seen. They were filled with joy. The people who loved Jesus were praising Him and saying, “Blessed is the King! Peace on earth.” They wanted Jesus to be their King.

Some of the Pharisees complained to Jesus. They told Jesus to tell His

friends to stop saying these things. The Pharisees were important people in Jerusalem and they thought Jesus should do whatever they said. But Jesus knew that this was a very important time. He told the Pharisees, "These people need to praise Me. If they don't, then the stones will praise Me."

What a strange thing for Jesus to

say. Have you ever heard a stone talk? That would certainly be an amazing thing to hear. But why should the stones have to praise Jesus when we can praise Him? Aren't you glad that Jesus made us so we could love Him and praise Him in everything we say? And just like those people so many years ago, we can say, "Jesus, we love You! Jesus, we praise You! Hosanna!"

Hosanna!

Color the picture of Jesus riding into Jerusalem!



Preparing for This Bible Lesson

Parent's Corner

As the Easter season approaches, we begin a unit emphasizing ways we worship our King. This lesson deals specifically with ways we worship Jesus with our words.


If your child has mastered his writing skills sufficiently, he may enjoy doing some activities with words which focus on this theme. Prepare a simple word-find for your child, arranging the letters to "praise words" or words descriptive of Jesus [love, good, blessed, special, kind, tender, etc.], arranging the words so they go forward, backward, and diagonally.

Or you might wish to take the words, "We Praise Our King," and write them down the left margin of the paper. Encourage your child to write words which begin with each of the letters and tell of things for which he praises Jesus.

Time Together for Family Devotions

Verses to help your child understand this Bible lesson.

SUNDAY: Matthew 21:9
MONDAY: Romans 15:6
TUESDAY: Psalm 145:11
WEDNESDAY: I Peter 3:15
THURSDAY: Hebrews 13:15
FRIDAY: Psalm 19:14
SATURDAY: Ephesians 5:19,20



Bible Text


Luke 19:29-40

Memory Verse

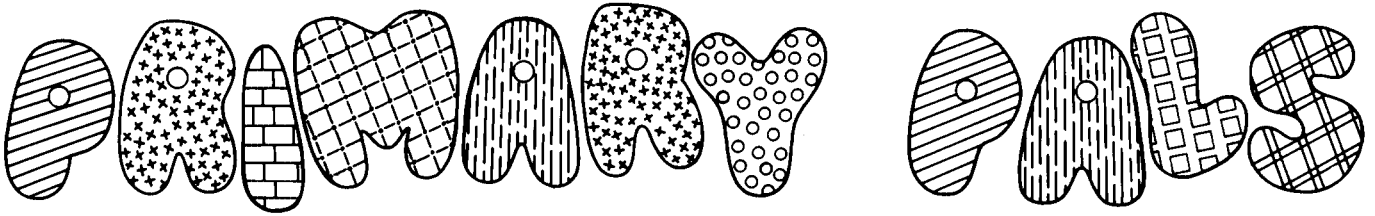
Blessed is he that cometh in the name of the Lord;
Hosanna in the highest. — Matthew 21:9

Praises for Jesus

We can praise God through the words we say. Here is a fun game to play. Practice with the license plates on this page, then the next time you are riding in a car you can play it for real. (License plates are different in each state.) Using just the letters, think of a sentence that says something good that God would like to hear. Two are done as samples. Have fun.



Name: _____



Because He Loves Us

“Grandpa,” Sally touched him softly to get his attention, “why are you crying?”

Grandpa put his arm around Sally and said, “I’m reading the Easter story in the Bible, Honey.”

“But, Grandpa, if it makes you cry why do you want to read it?” Sally asked.

“That’s a good question, Sally. But, before I answer it, let me ask you a question. Okay?” asked Grandpa.

Sally giggled. “Okay, Grandpa, ask me anything you want.”

Grandpa’s face grew serious as he looked at her. “Do you remember the day your mother’s beautiful vase fell off

the table? She had told you never to touch it because it was very expensive and that it could break easily.”

“I remember, Grandpa. But I really didn’t think it would hurt anything if I just felt the design on it,” Sally said. “I had just reached up to touch it when Uncle Andy suddenly came into the living room. I jumped because I thought it was Mommy. I accidentally hit the vase and it fell off the table and broke into tiny pieces. Oh, I was so scared! I ran to my room and hid!”

“Do you remember what Uncle Andy did for you?” asked Grandpa.

Sally was quiet for a moment. “Yes,

Grandpa, I sure do. When Mommy came to my room to find me, I thought I would really be in trouble. But she said that Uncle Andy had asked her to forgive me! He said he knew I was wrong to touch that vase but he wanted to pay for it because he loved me very much. Oh, Grandpa, I love Uncle Andy so much. When Mommy brought the new vase home and put it on the table, I promised her I would never touch it. I had learned my lesson. It makes me almost cry whenever I think of what Uncle Andy did for me. It cost him a lot of money but he did it because he loves me!”

“Now can you see why I cry when I read the Easter story?” asked Grandpa. “I love Jesus so much for what He did for me and all the other people of the world. God knew that people were sinful and should be punished. But He sent Jesus to die on the cross for us so we could be free from sin.

“The people who did not love Jesus were mean to Him. They nailed Him to that cross. They called Him bad names and said terrible things about Him. Still, Jesus was willing to die for our sins because He loves us.”

Hidden Words

Find and circle the words hidden in the puzzle below.

The puzzle consists of a list of words on the left and a grid of letters on the right. The grid is 10 rows by 10 columns.

Words to find:

- KING
- JESUS
- MOCKED
- PRAYED
- CALVARY
- FORGIVE
- VINEGAR
- CRUCIFIED

Letter grid:

F	O	R	G	I	V	E	J	A	
H	C	B	P	R	A	Y	E	D	
J	V	A	Y	K	T	O	I	E	
E	I	N	L	E	I	C	U	M	
S	N	A	M	V	D	N	S	O	
U	E	G	I	M	A	H	G	C	
S	G	O	K	L	J	R	F	K	
B	A	L	R	C	D	P	Y	E	
C	R	U	C	I	F	I	E	D	

Preparing for Next Sunday!

Parent's Corner

The narrative telling what Jesus went through on Calvary for us is a story that is very touching to young children, and this is the lesson we will be studying next Sunday. We want each child to realize that one of the ways we can worship our King is by remembering His suffering.

Our memory verse for this week reflects the reason why we worship Him — because He carried our griefs and sorrows to Calvary. To reinforce this verse in your child's mind, study it carefully together.

As an activity, write out each word of the verse on a separate piece of paper, scrambling the letters. Let your child unscramble each word and then arrange the verse in its proper order.

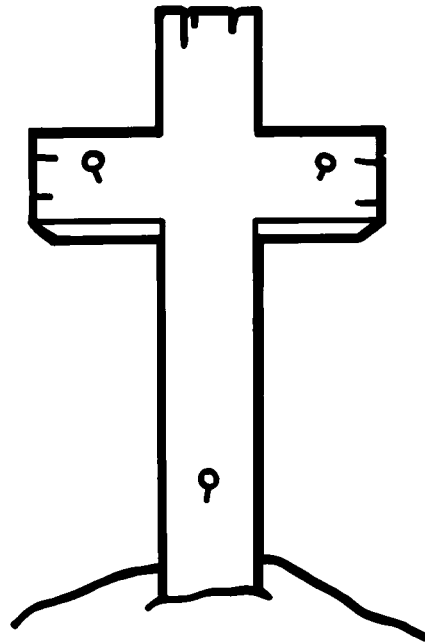
Time Together for Family Devotions

SUNDAY: Isaiah 53:4
MONDAY: Hebrews 2:9
TUESDAY: I Peter 3:18
WEDNESDAY: I Peter 2:24
THURSDAY: Ephesians 5:2
FRIDAY: II Corinthians 5:15
SATURDAY: John 15:13

Verses to help your child understand the next Bible lesson.

Next Sunday's Bible Text

Luke 22:39-44; 23:33-38

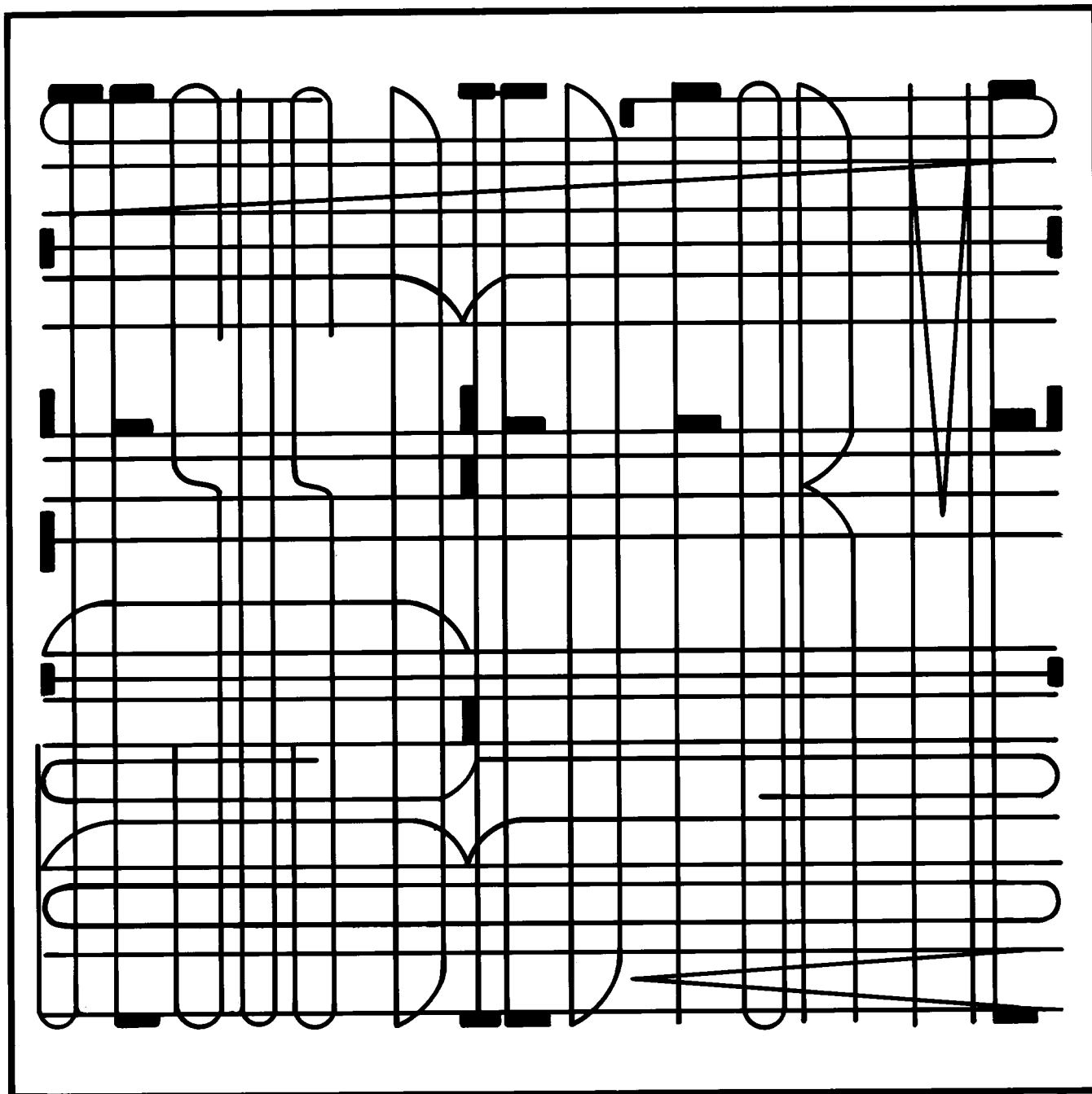


Next Sunday's Memory Verse


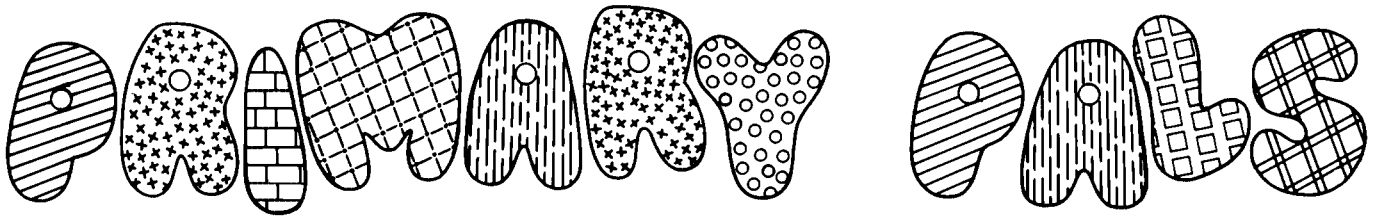
Surely he hath borne our griefs, and carried our sorrows. — Isaiah 53:4

What We Did Today!

Can you read the two important messages below? One tells what Jesus did for you, and the other tells what you should do for Jesus. If you need help, try tilting the paper so it is almost flat and at eye level. Sometimes it helps to close one eye. After you have read the first message turn the page clockwise and read the second message in the same way.



Name: _____



A Day to Remember

When Mary Magdalene and her friend, who was also named Mary, started down the road that morning they were very sad. They didn't know that this would turn out to be a wonderful day they would never forget.

Just three days before, they had been with Jesus' friends as they laid Him in a borrowed tomb. He had suffered a terrible death on the cross. Jesus was good, but the angry crowd that had been at the cross that day did not think so. And now Jesus was dead.

Mary Magdalene and Mary were going to the tomb to put sweet spices

on Jesus' body. They were glad they could do at least one more thing for Him.

As they started on their way, they worried about how they would move the huge stone away from the opening of the tomb. Perhaps the soldiers who were guarding the tomb would help them.

All of a sudden there was an earthquake! The two friends hurried to the tomb to see what had happened. When they arrived they saw that the stone had been rolled back from the opening. An angel was sitting on top of the stone. The soldiers who had been

guarding the tomb were so afraid, they fainted!

What a sight! What was happening? The women did not know what to think. The angel looked at them and told them not to be afraid. He said, "Jesus is not here. He is alive, just as He said He would be! Come here and see the place where the Lord lay."

The women looked into the tomb and the angel said, "Go quickly and tell His disciples that Jesus is alive. You will see Him soon."

Both Marys were thrilled. Their hearts were filled with joy. They ran as fast as they could. They wanted to tell His disciples the good news. Jesus was alive!

Jesus is still alive today. He loves all people and wants us to show our love for Him. Many years ago, Jesus' friends sang songs of joy and they worshiped and praised Him. These are still good ways to show Jesus we love Him. Will you remember to praise Jesus for what He has done for you?

Rainbow Colors

Jesus promised that He would rise again, and He did! Since rainbows remind us of promises, color the words below in rainbow colors. Praise Jesus for the joy He gave to us at Easter!



Preparing for This Bible Lesson

Parent's Corner

Invite two or three of your child's friends to an Easter Joy Hunt sometime during this week. Purchase brightly colored plastic eggs which open up, revealing a hollow inside. In each egg place a piece of paper on which you have written a simple Easter message or Bible verse. Some examples: Jesus arose! Jesus loves you. Jesus is alive. Jesus takes care of us.

Place one message in each egg and add a small trinket such as a balloon or sticker. Hide the filled eggs for the children to hunt. After the eggs have all been found, help each child open his eggs and read his messages.

Follow the hunt with a reading of the Easter story from a children's storybook.

Time Together for Family Devotions

Verses to help your child understand this Bible lesson.

SUNDAY: Matthew 28:6

MONDAY: Psalm 100:4

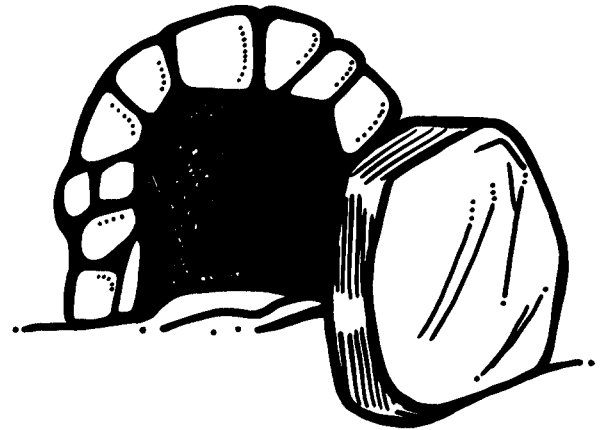
TUESDAY: Psalm 50:23

WEDNESDAY: Psalm 95:1

THURSDAY: I Chronicles 16:29

FRIDAY: Psalm 35:28

SATURDAY: Colossians 3:16



Bible Text


Matthew 28:1-8

Memory Verse


He is not here: for he is risen, as he said. — Matthew 28:6

Ways to Worship


Below each picture is a poem. The last word of each poem is missing. Can you guess what the words should be? Write them on the empty lines. The last set of lines and picture are for you to fill in. Write your own poem about worship and draw a picture to match.




I'll worship Jesus all day long;
Praise Him when I sing a _____.



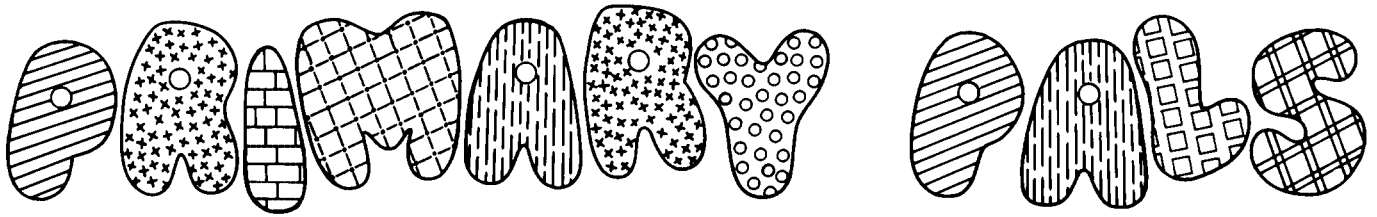
You'll find the truth if you will
look
In the Bible, God's own _____.



I talk to Jesus every day
When I bow my head to
_____.



Name: _____



A Fishing Trip

Several of Jesus' disciples were down by the Sea of Galilee.

"I'm going fishing," Peter called.

"We'll go with you," said his friends.

Peter, James, Thomas, Nathanael, John, and two others, got into a ship and pulled away from the shore. They fished all night.

As morning started to dawn, the disciples were quite discouraged because there was nothing in their nets, not even one fish! Suddenly they heard a voice calling to them from the shore. "Do you have any fish?"

They answered, "No." They did not know it was Jesus speaking to them.

He told them, "Put your net on the right side of the ship and you will catch some."

They pulled their net to the right side of the ship and put it down into the water. At once the net was filled with fish—so many fish that they couldn't even pull the net into the ship!

John said, "It is the Lord!" Now they knew it was Jesus who was on the shore!

Peter was so excited he pulled his coat around himself, jumped into the sea, and swam as fast as he could to shore. He wanted to see Jesus!

The other disciples followed behind him in the ship, dragging the net full of fish.

As soon as they reached the shore they saw that Jesus had built a fire. He had also prepared a breakfast of fish and bread for them.

Peter helped them pull the net of fish onto the shore. When they counted the fish they found 153 in the net!

Jesus had certainly blessed them, but He wanted them to do more than just catch fish all their lives. He asked Peter, "Do you love Me more than these?"

Of course Peter said He loved Jesus. Then Jesus said, "Feed my lambs." Jesus asked him two more times if he loved Him. Each time, Peter told Jesus that he loved Him. What more did Jesus want?

Peter said, "Jesus, You know everything. You know that I love You."

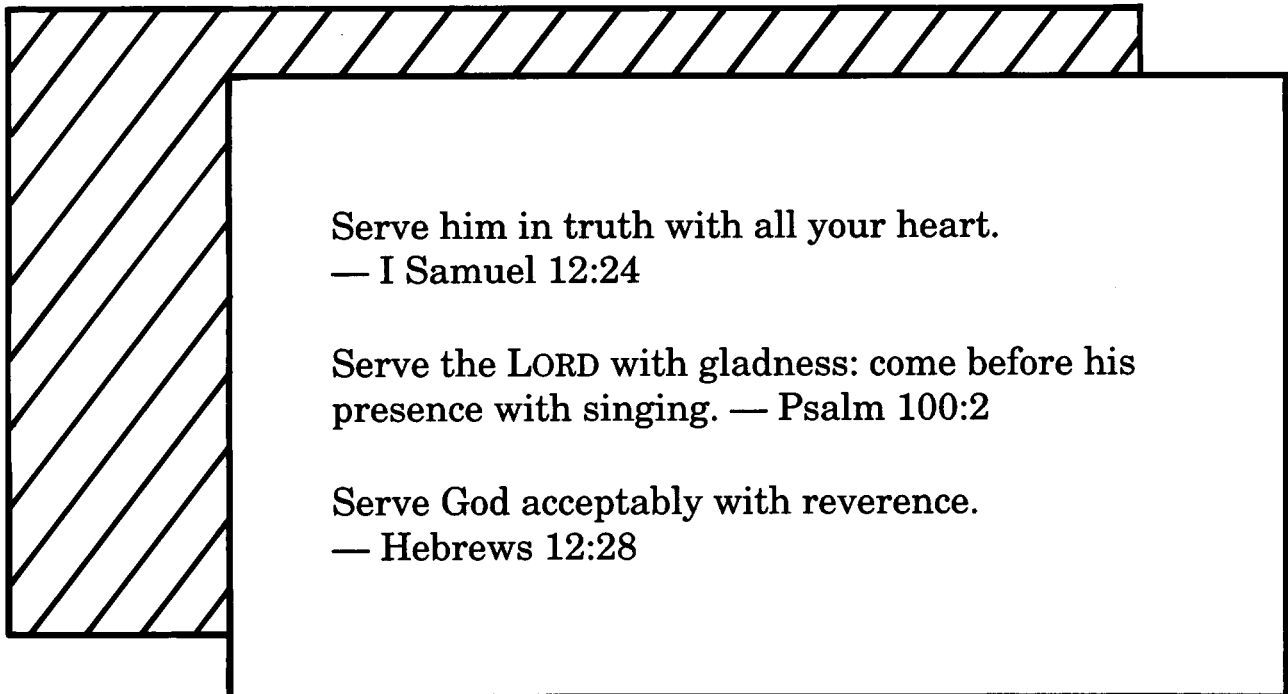
Jesus said again as He had said before, "Feed my sheep."

Then Peter understood that he should give up his regular job of fishing. He was to tell people about Jesus.

Peter would no longer catch fish in the sea. He would work for Jesus and be a fisher of men.

How to Serve

The three verses below are about service to the Lord. Circle the words in each verse that tell how we should serve Him.



Serve him in truth with all your heart.
— I Samuel 12:24

Serve the LORD with gladness: come before his presence with singing. — Psalm 100:2

Serve God acceptably with reverence.
— Hebrews 12:28

Preparing for This Bible Lesson

Parent's Corner

This lesson teaches your child that he can worship Jesus through service to Him. As your child learns how God called Peter to tell others the message of the Gospel, he will find that there are things he can do for God too.

To reinforce the thought that God calls us to work for Him, invite someone you know who is in full-time Christian service — pastor, missionary, or youth worker — to share dinner or dessert with your family and tell you how God called him or her into Christian service. Or you might wish to invite someone who does a great deal of service for the Lord while still working at a regular job.

Encourage your child to ask questions about how this person became involved in the Lord's work. Plan some follow-up time together for family discussion in which you can talk about the points made.


Time Together for Family Devotions

Verses to help your child understand this Bible lesson.

SUNDAY: John 21:16
MONDAY: Colossians 1:10
TUESDAY: Proverbs 11:30
WEDNESDAY: Daniel 12:3
THURSDAY: Titus 2:7
FRIDAY: I Corinthians 15:58
SATURDAY: Matthew 5:16

Bible Text

John 21:1-19




Memory Verse

Yea, Lord; thou knowest that I love thee.
He saith unto him, Feed my sheep. — John 21:16

What Can You Do?

Look at the blocks below. Point to each picture and tell what it might represent in service to Jesus. Example: You can climb a ladder to wash the church windows. Color each block as you think of some way to serve Jesus.



Name: _____