

A Very Special Book

Tony knocked on the door of his grandfather's study. "Can I come in, Grandpa?" he called.

"Yes, Tony," his grandfather answered. "Come on in."

"Want to see my books?" Tony asked. "I just got three of these for my birthday." He set an armload of books down on his grandfather's desk.

Grandpa picked up the top three books and looked through them. "These are really great. I'm sure you'll enjoy them." Then he looked at the other books. "Why are you carrying these around?"

Tony grinned. "They are my favorites. I want to read them over again."

Grandpa nodded. "I know what you mean, Tony. I have some favorite books too. That one there on the end table is my very favorite. I read it every day."

Tony's eyes widened. "Wow, that must really be a special book. Even my very best books I don't read every day!" He walked over to the end table and looked down at the book. "Oh, this is a Bible, Grandpa!"

"That's right," Grandpa smiled. "The Bible is one book that stands out from all books, Tony. It is in more homes around the world than any other book. It has been printed in nearly every language. Most people probably read other books, even

famous classics, once. But the Bible is read over and over again.”

“Why is that, Grandpa?” Tony questioned. “What makes the Bible different from other good books?”

Grandpa came over and sat down in his big chair. “It’s because the Bible is a living book, Tony.”

Tony looked puzzled. “What do you mean, Grandpa? How can a book be alive?”

“It is alive because it makes sense for today. And it was written thousands of years ago!” Grandpa answered. He opened the Bible. “It says here that all Scripture is given by inspiration of God. That means God

told the writers what to say. God knew what the people of that day needed to hear. And He knew what we would need today. So the Bible is for the people of every time in history. It will never be out-of-date.”

Tony looked down at the book in his grandpa’s lap. “I know something else about the Bible, Grandpa. It’s all true!”

“That’s right, Tony. It’s true because it is God’s words, not man’s. That makes it very special.”

Tony sat down on the arm of the chair. “Grandpa, Grandma said lunch won’t be ready for about half an hour. Is there time for you to read me a story out your special book?”

True or False

If the sentence is true, circle T. If the sentence is false, circle F.
Don’t peek at the answers until you are done.

- | | |
|---|-------|
| 1. The Bible is a new Book. | T / F |
| 2. The Bible tells about things God said and did. | T / F |
| 3. One man wrote the whole Bible. | T / F |
| 4. Parts of the Bible are not true. | T / F |
| 5. Part of the Bible was once written on stone. | T / F |
| 6. The Bible tells about Jesus. | T / F |

Answers: 1-F, 2-T, 3-F, 4-F, 5-T, 6-T

Preparing for This Bible Lesson

Parent's Corner

We are beginning a five-part unit entitled Learning About Our Bible. Your primary child is now of an age where he can begin to realize why this Book is so very important to us.

This first lesson explains that our Bible is special and different from other books because it was inspired by God. Your child will learn that God showed the various authors what He wanted them to write, and that this was done so all people could know about Him.

Show your child the list of the books of the Bible given at the front of the Bible. To help him remember the names, give him the letters from a Scrabble or other spelling game. Let him see how many of the names he can spell using these letters.

Time Together for Family Devotions

Verses to help your child understand this Bible lesson.

SUNDAY: II Timothy 3:16

MONDAY: Isaiah 40:8


TUESDAY: Matthew 24:35

WEDNESDAY: I Peter 1:25

THURSDAY: Job 23:12

FRIDAY: John 20:31

SATURDAY: Romans 15:4



Bible Text

Jeremiah 36:1-32; Luke 1:1-4
Acts 1:1,2; II Timothy 3:16,17
II Peter 1:19-21

Memory Verse

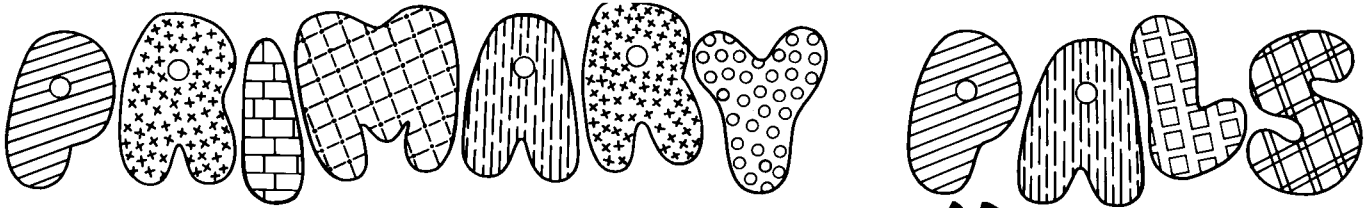
All scripture is given by inspiration of God. — II Timothy 3:16

Old and New

Below are the names of some of the men who wrote parts of the Bible. If they wrote in the Old Testament circle OLD. If they wrote in the New Testament circle NEW. As a star bonus write on the line the name of the book each one wrote.

AMOS — OLD / NEW ★ _____	DANIEL — OLD / NEW ★ _____
DAVID — OLD / NEW ★ _____	JAMES — OLD / NEW ★ _____
JEREMIAH — OLD / NEW ★ _____	JOEL — OLD / NEW ★ _____
JOHN — OLD / NEW ★ _____	JONAH — OLD / NEW ★ _____
JUDE — OLD / NEW ★ _____	LUKE — OLD / NEW ★ _____
MARK — OLD / NEW ★ _____	MATTHEW — OLD / NEW ★ _____
MOSES — OLD / NEW ★ _____	PAUL — OLD / NEW ★ _____
PETER — OLD / NEW ★ _____	SOLOMON — OLD / NEW ★ _____

Name: _____



The Old Testament

Have you ever seen a baby book that a mommy writes in? A baby book is very special. It tells about the baby's birth and growth. You could say it is a history book of his early years.

It is a lot like another very important book—the Bible. The first part of the Bible is called the Old Testament. It is divided into thirty-nine sections which we call books.

The baby book and the Old Testament don't look the same. In the baby book are lots of cute drawings. Maybe there are some photographs pasted on its pages. The Old Testament looks like just a lot of writing. So how are they alike?

First of all, they are both stories of beginnings. The baby book tells about when the baby was born. The Old Testament begins with how God created the world.

The baby book has places to write in things about the baby's life. It tells when he got his first tooth. We read about his first step and what his first words were. The mommy writes about other special times too.

After the Creation story, the Old Testament tells about other events in the world. We read the history of the Children of Israel in the first seventeen books of the Old Testament. We have heard some of those stories in

Sunday school. We heard about Joseph and his coat of many colors. We learned of Moses and the Red Sea crossing. David and Goliath and many other stories are there too.

Sometimes in a baby book there are poems about the baby. The Old Testament has a part called the poetic books. One of these is called the Book of Psalms. King David wrote many of these poems. One of them is Psalm 23 which starts with, "The Lord is my shepherd."

Think about the baby book again. Sometimes it has wishes for the baby written by the mommy and daddy. It might have a place to write down what the child thinks he wants to be when

he grows up. These are ways of looking ahead to the future. They may or may not come true.

Prophets of God wrote the last seventeen books of the Old Testament. Some of the things in these books have already happened. Do you remember Daniel and the lions' den? How about Jonah and the big fish? The prophets also told about things that will happen in our future. Everything they wrote about will come true.

Even if you don't have a baby book at your house, you probably have a Bible. Look at the Old Testament. You'll find there are many exciting things to read about!

Hidden Words

Find and circle the words hidden in the puzzle below.

JOB JOEL RUTH JONAH KINGS DANIEL EXODUS ISAIAH JOSHUA PSALMS SAMUEL GENESIS MALACHI JEREMIAH	A J E R E M I A H X D J O N A H K G M H Y A G E N E S I S J P I N B K Q X O N Z S O W I M N F O M G F A J E E A E A D E S P M C F L L D L U L G S U J R B A J O S H U A E U U D C O R L O E L L I T A H B P C T G M H V H N I C B S K I S A I A H
---	---

Preparing for This Bible Lesson

Parent's Corner

Our lesson focuses on the Old Testament. Your child will learn that this portion of the Bible is divided into three main sections: the historical books, the poetical books, and the prophetic books.

In your time together this week, talk over with your child some of the main events recorded in the Old Testament. Mention the Creation, and move through some of the other well-known Bible stories such as Noah and the ark, baby Moses in a basket, and Daniel in the lions' den.

For an activity, give your child a large piece of paper and have him draw two or three scribbles on it. Then tell him to make the scribbles into a picture of some event in the Old Testament, or articles that are mentioned in that event in the Bible.

Time Together for Family Devotions

Verses to help your child understand this Bible lesson.

SUNDAY: Psalm 102:18

MONDAY: Psalm 119:11

TUESDAY: II Peter 1:21

WEDNESDAY: Romans 7:12


THURSDAY: Joshua 23:6

FRIDAY: Psalm 19:7

SATURDAY: Proverbs 28:7

Bible Text

Psalms 24:1-4;
105:7-10; 132:12,13

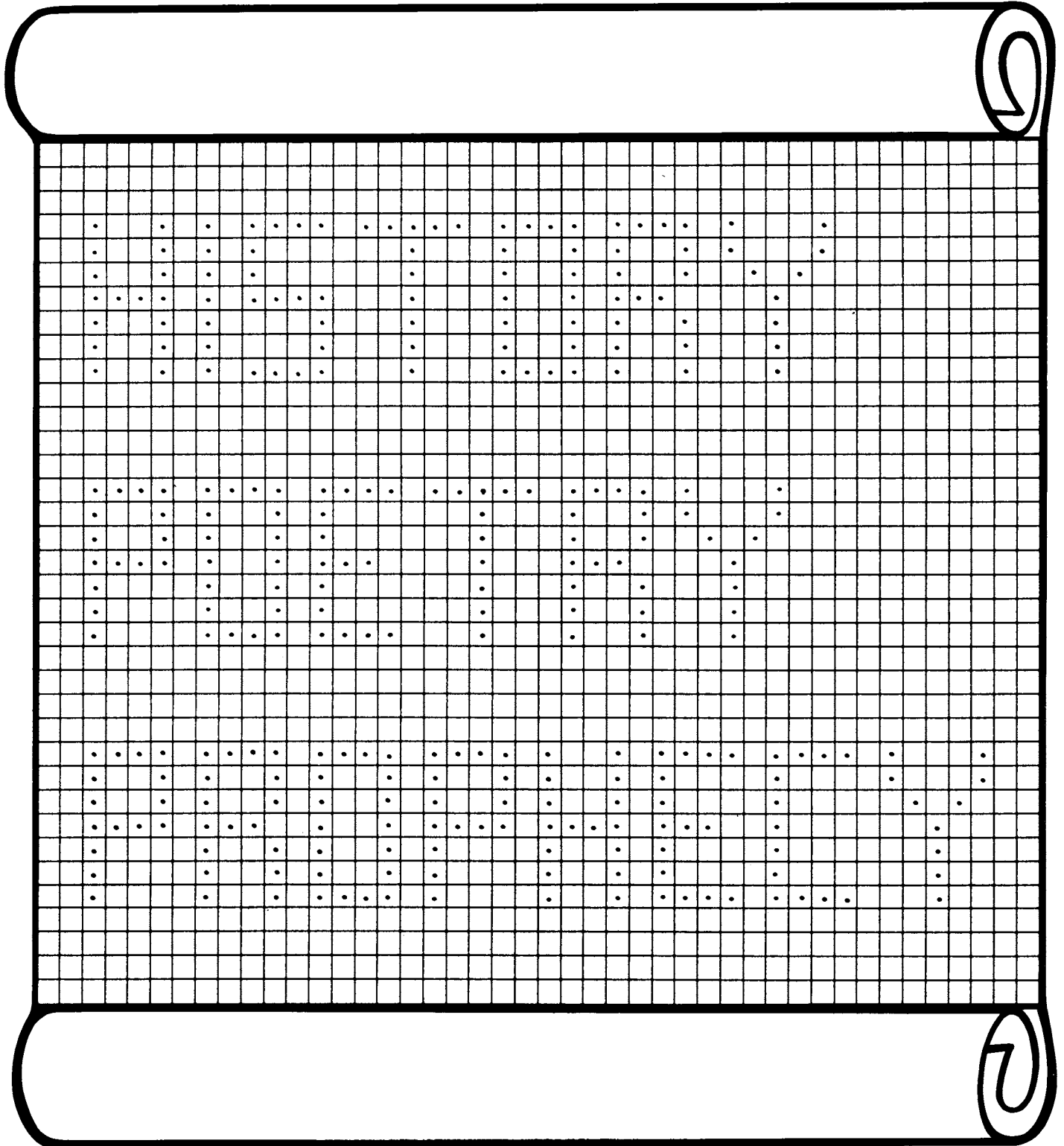


Memory Verse


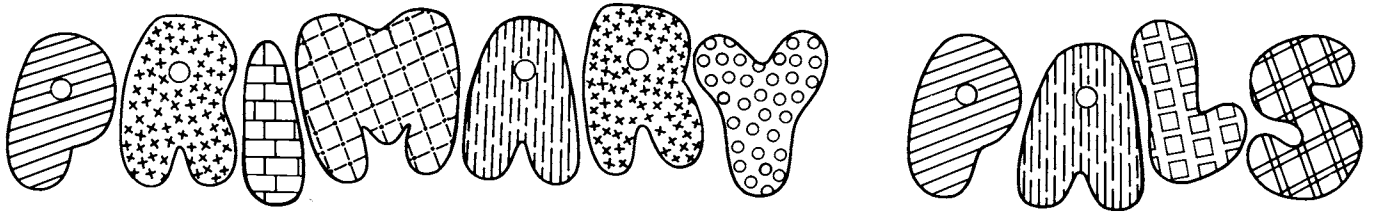
This shall be written for the generation to come. — Psalm 102:18

For Generations to Come

Color in each square that has a dot in it. You will find the three sections into which the Old Testament's 39 books are divided.



Name: _____



God's New Testament

My name is John. The ruler of my country sent me to this small, lonely island of Patmos because I am a Christian. This was part of his plan to make trouble for those who follow Jesus. Many other people have been sent here in years past as punishment. To most of them this rocky piece of land was a prison without bars.

But I have not been alone among these hills and in the dark caves. God has visited me here. I think of the great vision He gave me in this place. What wonderful things He showed me during those days!

God wanted me to write down the things I saw. Some of the messages were for the seven special church

groups. But the words which God gave me will also have a meaning for other people. The needs that Christians have now will be the same for Christians of coming days.

I feel the same way about the other letters which God told me to write. I want everyone to learn that Jesus Christ is the Son of God. They need to know that by believing in Him they can have eternal life!

God gave messages to some of His other helpers too. I think about what my friend Matthew wrote. He told how Jesus was born in Bethlehem. He wrote about the Wise Men who followed a special star. They wanted to see the baby King Jesus.

Luke also wrote about Jesus' birth. He told of the angels who gave the news to the shepherds about the birth of a Savior. He went on to write the whole story of Jesus and His teachings. I'm sure it will be a blessing to all who read it with an honest heart.

My friend Mark, told about the greatest thing that has ever happened. What a miracle it was when Jesus rose from the dead! We know that our writings will help others believe too.

Peter and James have also written letters to groups of Christians.

Another writer is Paul. For many years he fought against Christians and the Gospel of Jesus Christ. But now he loves Jesus. Paul's letters have already been a great help to the believers.

God showed all of us what to write. He wants people everywhere to read what has happened since Jesus was born. I pray as I sit here on this island and look over the sea around me. May God use these words to His glory. Through them many people will believe on Jesus' name and be saved.

Hidden Words

Find and circle the words hidden in the puzzle below.

ACTS	P	D	K	Q	H	E	B	R	E	W	S
JOHN	E	G	A	L	A	T	I	A	N	S	C
JUDE	T	R	K	C	H	A	I	U	J	C	O
LUKE	E	G	F	I	T	R	O	T	L	N	L
MARK	R	O	M	A	N	S	O	F	U	S	O
JAMES	G	E	A	F	P	M	A	R	K	S	S
PETER	I	M	T	B	J	G	T	L	E	G	S
TITUS	J	R	T	O	U	J	A	M	E	S	I
ROMANS	O	K	H	B	D	O	S	J	K	H	A
HEBREWS	H	R	E	V	E	L	A	T	I	O	N
MATTHEW	N	E	W	R	F	P	C	N	E	A	S
GALATIANS											
COLOSSIANS											
REVELATION											

Preparing for This Bible Lesson

Parent's Corner

For this lesson, our focus will shift to the New Testament. Your child will learn that this part of the Bible was written so everyone could know that Jesus is God's Son and that by believing in Him they can have eternal life.

As you work on the lesson with your child, explain to him that there are three main sections in the New Testament. These are the history of Jesus' earthly ministry, the letters of instruction from Jesus' followers, and the prophecies which tell of things yet to come.

A fun game this week could be an adaptation of a familiar alphabet memory game. Start the game by saying "I'm going to Heaven and I'm taking an _____." The item you choose should be mentioned in the New Testament, and should begin with the letter A; for example, an angel. The next player repeats the sentence, giving your word and an additional word beginning with the letter B; for example, an angel and a basket. The game continues until one player cannot remember the whole list in order.

Time Together for Family Devotions

Verses to help your child understand this Bible lesson.

SUNDAY: John 20:31

MONDAY: John 1:1


TUESDAY: John 1:17

WEDNESDAY: Galatians 3:24

THURSDAY: Ephesians 4:32

FRIDAY: I John 5:4

SATURDAY: John 17:20,21



Bible Text

Romans 3:28-31; 10:12,13

Hebrews 9:13-17,28

I Peter 1:3-7; I John 1:1-4

Memory Verse

But these are written, that ye might believe that Jesus is the Christ,
the Son of God. — John 20:31

All About Jesus

There are 27 books in the New Testament. These books are divided into three sections: History, Letters, and Prophecy. Match each section listed on the book below with its description.

Sections:

Descriptions:

HISTORY ●

● The last book of the New Testament that John wrote, telling about the time when Jesus would come again.

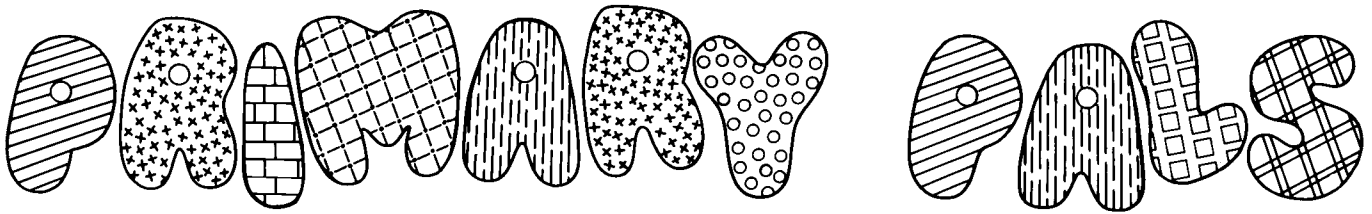
LETTERS ●

● The four books of the New Testament that tell about when Jesus lived on earth.

PROPHECY ●

● The 22 books of the New Testament that men wrote telling others about Jesus and how to serve Him.

Name: _____



God Loves You!

Shelley pushed the chocolate chip cookie away. Usually they were her favorite. But right now nothing sounded good.

“What’s the matter, Shelley?” asked her mother. “You haven’t touched your cookie. And you look so sad.”

“I’m not hungry,” Shelley answered. “I keep thinking about that party Lisa is having. All the girls were invited except me. It’s not fair.”

Shelley’s mother came over and patted her shoulder. “I’m sorry you are so sad, Honey.”

“Nobody loves me, Mom.” Tears came into Shelley’s brown eyes.

Shelley’s mother sat down beside her. “We all feel that way now and

then. But it isn’t really true. Daddy and I love you. So does Uncle Mark and Auntie Michelle, and Grandma and Grandpa and lots of other people. But best of all, God loves you! The whole Bible tells about God’s love for us.”

Shelley looked up, a spark of interest showing on her face. “Really, Mom? I know we learn about God’s love when we read how Jesus was born in a manger. And the Easter story shows love also. But is it in other places too?”

“Yes,” her mother said. “Think about the Creation. God showed His love for us when He made such a beautiful world for us to live in. In Genesis we also read the first promises of the

Preparing for This Bible Lesson

Parent's Corner

One of the main themes running throughout the whole Bible is that of God's unchanging love for mankind.

In this lesson, your child will learn that God's love is shown from the first promise of a Messiah, found in Genesis, clear through to the promise of Jesus' soon return, found in the Book of Revelation.

As an at-home project for this week, let your child make a list of songs which have to do with God's love for us or our love for God. Some suggestions to get him started: "Jesus Loves Me," "Oh, How I Love Jesus," and "Jesus Loves the Little Children." It might be fun to make a tape of your child singing some of these special songs about God's love.

Time Together for Family Devotions

Verses to help your child understand this Bible lesson.

SUNDAY: I John 4:7

MONDAY: I John 3:16


TUESDAY: John 15:12

WEDNESDAY: John 13:35

THURSDAY: I Thessalonians 3:12

FRIDAY: Matthew 22:37-39

SATURDAY: I John 4:21



Bible Text

I Corinthians 13:4-7,13

I John 4:7-21

Memory Verse

Beloved, let us love one another: for love is of God. — I John 4:7


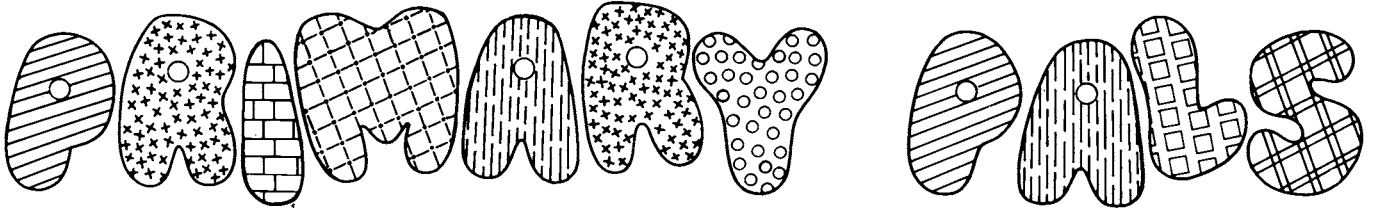
Show Love

Spin a paper clip, as shown by the example below, and choose a verse that would help you show love in each situation.

1. "Have peace one with another." — Mark 9:50
2. "By love serve one another." — Galatians 5:13
3. "Bear ye one another's burdens." — Galatians 6:2
4. "Let us do good unto all men." — Galatians 6:10
5. "Be ye kind one to another." — Ephesians 4:32



Name: _____



Reading the Good Book

“Did you get everything back in your overnight bag, Julie?” asked Sue. “I’m sure glad you got to spend the night. I’ve been wanting someone to stay over for ages. I hope before vacation is over that we can do it again.”

“That would be fun, Sue,” said Julie. “I really had a good time.”

Just then Sue’s mother called from the living room. “Sue! Julie! Come on into the living room for a few minutes. It’s time for devotions.”

“Devotions?” asked Julie. She looked up from the bag she was zipping. “What’s that?”

“Every morning we read the Bible and pray together,” said Sue. “Don’t you do that at your house?”

“No,” answered Julie. “I think we have a Bible around somewhere. But I can’t remember anyone ever reading it. I thought the Bible was kind of a boring book.”

Sue laughed. “Oh, it’s not boring at all, Julie. It’s full of exciting stories. And it tells how to live a good life and get ready for Heaven. It even has some sections that are almost poetry. And I know you like poetry, Julie!”

Julie nodded with a grin. “That’s true. Now we’d better get to the living room before your Mom calls us again.”

In a few minutes the whole family was together. Sue’s father picked up the Bible from the coffee table. “Julie,

during our devotion time the past few days we have been reading from the Book of Psalms. These are a group of prayers and praises. Many of them were written by a famous king of Israel named David." Everyone was quiet while he read. Then the whole family knelt and prayed together.

Back in Sue's bedroom, Julie was quiet for a few minutes. Then she said, "Sue, I really enjoyed that. It made me feel good to hear those words from the Bible."

"We like it too," her friend agreed. "It's been part of our family time together all my life."


"Do you read the Bible together just because you enjoy it, Sue? Or is there another reason?"

"Well, we do enjoy it. But there is another reason too. God tells us to read His Word. There's a verse in Isaiah that says, 'Seek ye out of the book of the Lord, and read.' We feel happy inside when we do that."

Julie said soberly. "I'm sure you're right. My family doesn't read the Bible together. But, I just remembered, I do have a little Bible that my grandma gave me a long time ago. I'm going to get it out and start reading it for myself."

Connect the Dots

Draw a line from dot to dot as you follow through the memory verse in order. Start at the circle. You will find something that tells us the words of God.



Preparing for This Bible Lesson

Parent's Corner

As we conclude our unit of study about the Bible, we will be centering our attention on why the Bible should be a daily part of our lives. We'll be talking about studying our Bible and putting into practice the truths on its pages.

If your child has learned to read, this is a good time to help him start to read the Bible on his own. You might begin with the Scriptures given each week in the Time Together box on this page. Help him with the difficult words and be sure he understands the meaning of each verse.

Your child might find it interesting to keep a daily calendar during the coming months showing which days he read a Bible verse on his own. Buy a package of small Bible stickers at your local Bible bookstore. When he reads a verse, let him put a sticker on the appropriate date.

Time Together for Family Devotions

Verses to help your child understand this Bible lesson.

SUNDAY: Isaiah 34:16

MONDAY: Deuteronomy 11:19


TUESDAY: John 5:39

WEDNESDAY: Deuteronomy 17:19

THURSDAY: Luke 21:33

FRIDAY: II Timothy 2:15

SATURDAY: Jeremiah 15:16



Bible Text

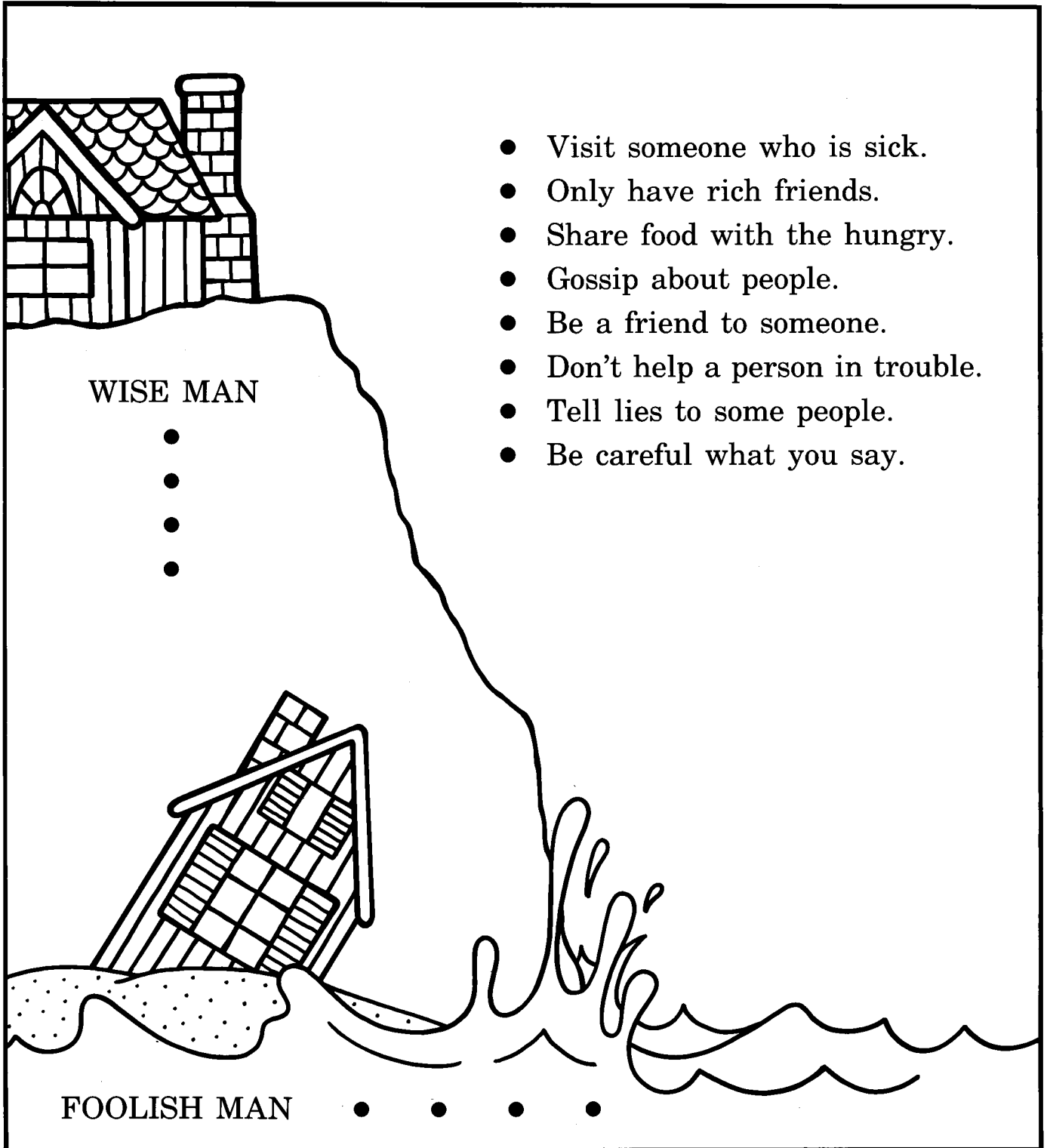
James 1:22-27
Matthew 7:24-27

Memory Verse

Seek ye out of the book of the LORD, and read. — Isaiah 34:16

Read and Obey

After we read our Bible, we must do what God's Word says. Draw a line to match each deed to the wise or foolish man. Which man did what God's Word says?



The illustration shows a cliff on the left. At the top of the cliff is a house with a tiled roof and a chimney. Below the cliff, the text "WISE MAN" is written. To the right of this text are four dots arranged vertically. At the bottom of the cliff, a house is shown falling into the water. Below the water, the text "FOOLISH MAN" is written. To the right of this text are four dots arranged horizontally.

- Visit someone who is sick.
- Only have rich friends.
- Share food with the hungry.
- Gossip about people.
- Be a friend to someone.
- Don't help a person in trouble.
- Tell lies to some people.
- Be careful what you say.

Name: _____